

**HELLENIC  
AID**



HELLENIC REPUBLIC  
MINISTRY OF FOREIGN AFFAIRS  
HELLENIC INTERNATIONAL DEVELOPMENT CO-OPERATION DEPARTMENT  
Y.D.A.S



**ANNUAL REPORT  
OF THE GREEK BILATERAL AND MULTILATERAL  
OFFICIAL DEVELOPMENT CO-OPERATION  
AND ASSISTANCE**

**YEAR 2013**



Athens, GREECE  
December 2014



HELLENIC REPUBLIC  
MINISTRY OF FOREIGN AFFAIRS  
HELLENIC INTERNATIONAL DEVELOPMENT CO-OPERATION DEPARTMENT  
Y.D.A.S



3 Akademias street  
GR-106 71 Athens  
GREECE  
tel.: +30-210-368-2252  
fax: +30-210-368-2459  
E-mail: [hellenicaid@mfa.gr](mailto:hellenicaid@mfa.gr)  
Websites: <http://www.mfa.gr>, <http://www.hellenicaid.gr>

**STATISTICAL DATA**  
**OF**  
**THE GREEK BILATERAL AND MULTILATERAL**  
**OFFICIAL DEVELOPMENT CO-OPERATION**  
**AND ASSISTANCE**  
  
**YEAR 2013**



## Table of Contents

Table of contents	p. 3
-------------------	------

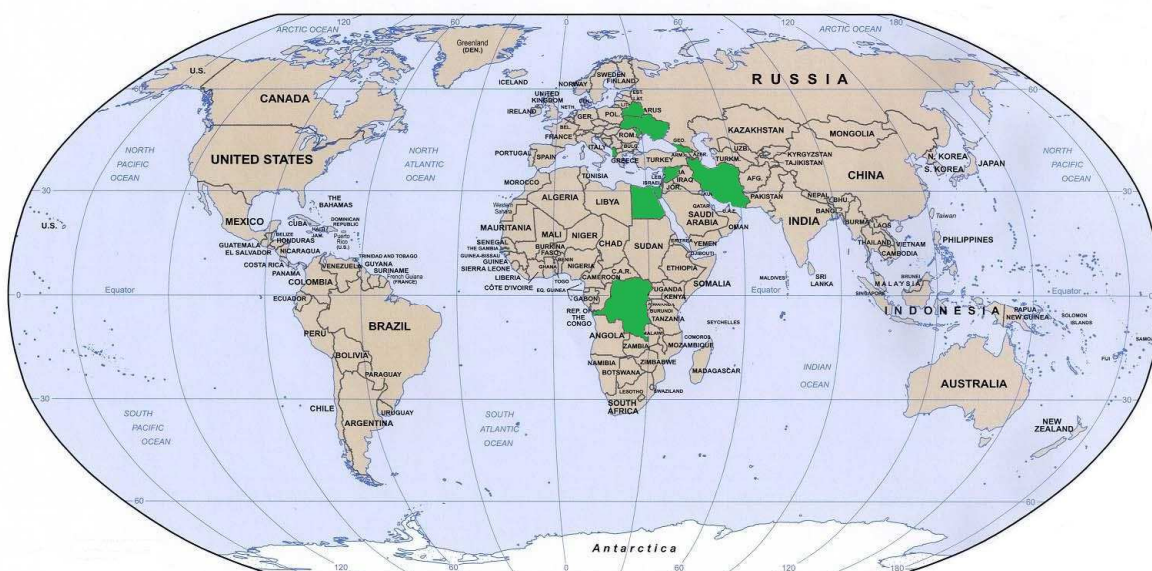
1. Top Ten Recipient Countries of Greek Development Co-operation	p. 4
------------------------------------------------------------------	------

- Albania
- Ukraine
- West Bank & Gaza Strip
- Syria
- Egypt
- Dem. Rep. of Congo
- Iran
- Moldova
- Belarus
- Georgia

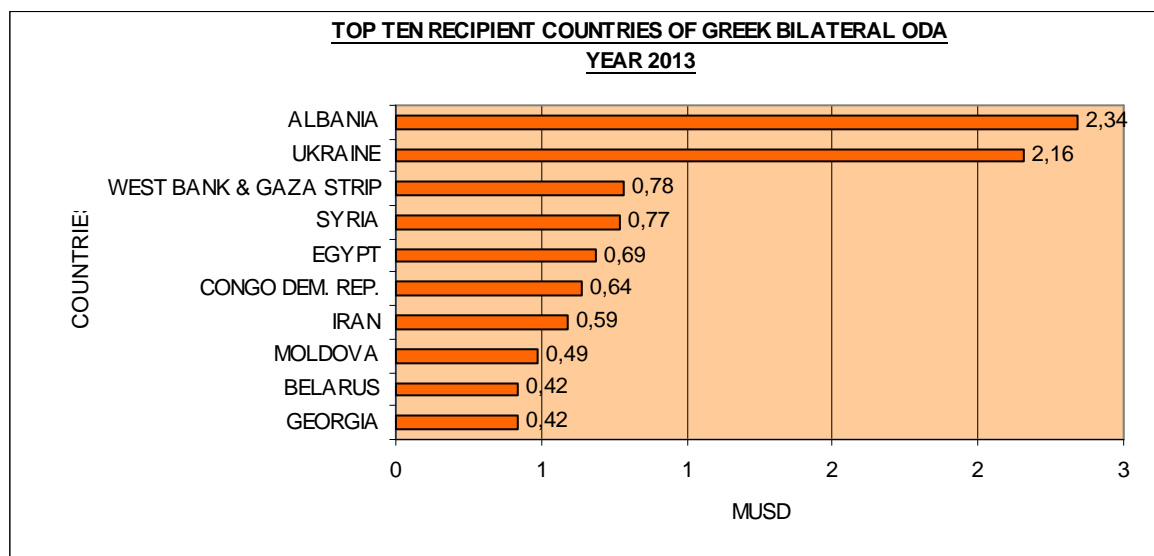
2. Official Development Assistance (ODA) – International Flows	p. 15
3. Aggregate Official Development Assistance of Greece	p. 16
4. Bilateral Official Development Assistance of Greece	p. 18
5. Multilateral Official Development Assistance of Greece	p. 22
6. Special Account of Article 18 paragraph 6 of Law 2731/1999	p. 24
7. Tables	p. 25
8. Graphs	p. 34
9. Annex	p. 37

## 1. Top Ten Recipient Countries of Greek Development Co-operation


All development co-operation and assistance programmes are part of the Greek economic diplomacy and consequently an important tool of Greek foreign policy. In the framework of development co-operation strategic planning for the year 2013, a process that sought to enhance effectiveness of aid management, Greek development policy focused at a limited number of recipient countries and far-reaching priority sectors (countries–targets and sectors–targets), in order to achieve a higher degree of efficiency of its financing initiatives. In 2013 Greece provided bilateral official development assistance (ODA) in the form of grants amounting to 43.61 MUSD or 32.85 MEURO.



The top ten recipient countries of Greek bilateral ODA in 2013 were:



## ALBANIA



### DEVELOPMENT CO-OPERATION GRANTS BY SECTOR IN 2013

Code & Sector of Aid		€	\$
11120	EDUCATION FACILITIES AND TRAINING	276.384,00	366.946,36
11425	IMPUTED STUDENT COSTS	827.950,00	1.099.243,23
11430	ADVANCED TECHNICAL AND MANAGER. TRAINING	987,00	1.310,41
12181	MEDICAL EDUCATION/TRAINING	65.092,20	86.420,87
21020	ROAD TRANSPORT	14.934,00	19.827,40
43081	MULTISECTOR EDUCATION / TRAINING (SCHOLARSHIPS)	573.394,00	761.277,22
TOTAL		1.758.741,20	2.335.025,49

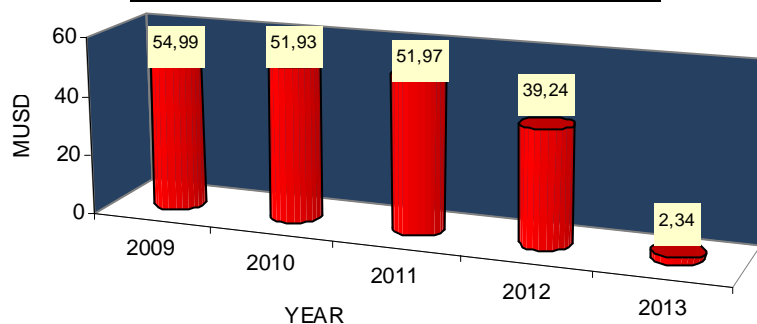
### MAJOR PROJECTS IMPLEMENTED IN 2013

- PROVISION OF HIGHER EDUCATION SCHOLARSHIPS FOR STUDIES IN GREEK UNIVERSITIES
- IMPUTED COSTS OF TUITION FOR FOREIGN STUDENTS STUDYING IN GREEK UNIVERSITIES
- SUPPORT TO PRIMARY AND SECONDARY SCHOOLS OPERATION
- TECHNICAL ASSISTANCE AND SUPPORT FOR THE TECHNICAL AND FINANCIAL EVALUATION AND MONITORING OF THE IMPLEMENTATION OF THE PROJECT RECONSTRUCTION OF THE ROAD AXIS SAGIADA-KONISPOLI-AG.SARANDA
- PROVISION OF MEDICAL SCHOLARSHIP & PRACTICE AT GREEK HOSPITALS FOR SPECIALISATION TO OBTAIN THE TITLE OF MEDICINE

### ODA GRANTED IN THE YEARS 2009-2013

YEAR 2009		YEAR 2010		YEAR 2011		YEAR 2012		YEAR 2013		TOTAL	
MEURO	MUSD	MEURO	MUSD	MEURO	MUSD	MEURO	MUSD	MEURO	MUSD	MEURO	MUSD
39,49	54,99	39,20	51,93	37,38	51,97	30,53	39,24	1,76	2,34	148,36	200,47

**BILATERAL ODA GRANTED (YEARS 2009-2013)**



## UKRAINE



### DEVELOPMENT CO-OPERATION GRANTS BY SECTOR IN 2013

Code & Sector of Aid		€	\$
11120	EDUCATION FACILITIES AND TRAINING	119.700,00	158.921,93
11425	IMPUTED STUDENT COSTS	1.461.760,00	1.940.732,87
12181	MEDICAL EDUCATION/TRAINING	10.565,04	14.026,87
43081	MULTISECTOR EDUCATION / TRAINING (SCHOLARSHIPS)	37.057,73	49.200,39
TOTAL		1.629.082,77	2.162.882,06

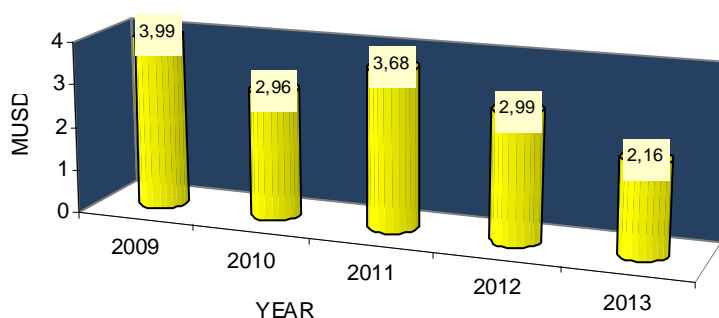
### MAJOR PROJECTS IMPLEMENTED IN 2013

- SUPPORT TO PRIMARY AND SECONDARY SCHOOLS OPERATION
- PROVISION OF HIGHER EDUCATION SCHOLARSHIPS FOR STUDIES IN GREEK UNIVERSITIES
- IMPUTED COSTS OF TUITION FOR FOREIGN STUDENTS STUDYING IN GREEK UNIVERSITIES
- PROVISION OF MEDICAL SCHOLARSHIP & PRACTICE AT GREEK HOSPITALS FOR SPECIALISATION TO OBTAIN THE TITLE OF MEDICINE

### ODA GRANTED IN THE YEARS 2009-2013

YEAR 2009		YEAR 2010		YEAR 2011		YEAR 2012		YEAR 2013		TOTAL	
MEURO	MUSD	MEURO	MUSD	MEURO	MUSD	MEURO	MUSD	MEURO	MUSD	MEURO	MUSD
2,86	3,99	2,23	2,96	2,64	3,68	2,33	2,99	1,63	2,16	11,69	15,78

**BILATERAL ODA GRANTED (YEARS 2009-2013)**



## WEST BANK & GAZA STRIP



### DEVELOPMENT CO-OPERATION GRANTS BY SECTOR IN 2013

Code & Sector of Aid		€	\$
11425	IMPUTED STUDENT COSTS	571.000,00	758.098,78
43081	MULTISECTOR EDUCATION / TRAINING (SCHOLARSHIPS)	18.257,19	24.239,50
TOTAL		589.257,19	782.338,28

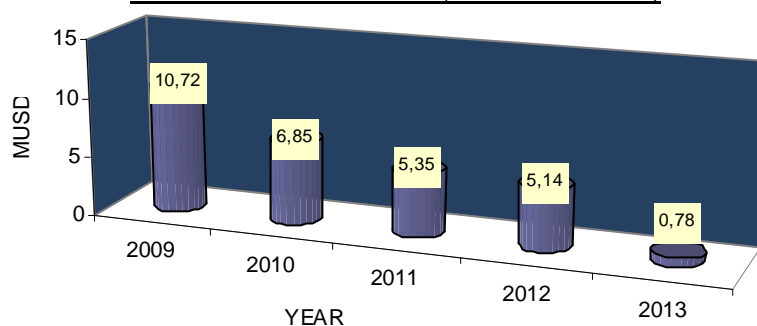
### MAJOR PROJECTS IMPLEMENTED IN 2013

- PROVISION OF HIGHER EDUCATION SCHOLARSHIPS FOR STUDIES IN GREEK UNIVERSITIES
- IMPUTED COSTS OF TUITION FOR FOREIGN STUDENTS STUDYING IN GREEK UNIVERSITIES

### ODA GRANTED IN THE YEARS 2009-2013

YEAR 2009		YEAR 2010		YEAR 2011		YEAR 2012		YEAR 2013		TOTAL	
MEURO	MUSD	MEURO	MUSD	MEURO	MUSD	MEURO	MUSD	MEURO	MUSD	MEURO	MUSD
7,70	10,72	5,17	6,85	3,85	5,35	4,00	5,14	0,59	0,78	21,31	28,84

**BILATERAL ODA GRANTED (YEARS 2009-2013)**



## SYRIA



### DEVELOPMENT CO-OPERATION GRANTS BY SECTOR IN 2013

Code & Sector of Aid		€	\$
11425	IMPUTED STUDENT COSTS	491.060,00	651.964,95
12181	MEDICAL EDUCATION/TRAINING	1.804,85	2.396,24
21081	EDUCATION AND TRAINING IN TRANSPORT & STORAGE	24.795,00	32.919,54
43081	MULTISECTOR EDUCATION / TRAINING (SCHOLARSHIPS)	11.467,22	15.224,67
72050	RELIEF CO-ORDIN.; PROTECTION & SUPPORT SERVICES	50.000,00	66.383,43
TOTAL		579.127,07	768.888,83

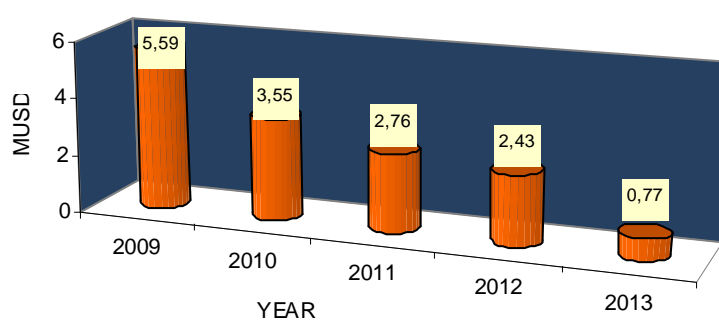
### MAJOR PROJECTS IMPLEMENTED IN 2013

- PROVISION OF HIGHER EDUCATION SCHOLARSHIPS FOR STUDIES IN GREEK UNIVERSITIES
- IMPUTED COSTS OF TUITION FOR FOREIGN STUDENTS STUDYING IN GREEK UNIVERSITIES
- MARITIME VOCATIONAL EDUCATION AND TRAINING AT THE MERCHANT MARINE ACADEMIES OF GREECE THAT OFFER FOUR YEAR SPECIALISED RESIDENTIAL STUDIES (FREE OF CHARGE) FOR DECK AND ENGINE OFFICERS
- CONTRIBUION OF GREECE TO THE "SYRIA REGIONAL RESPONSE PLAN" OF THE UNITED NATION HIGH COMMISSION FOR REFUGEES
- PROVISION OF MEDICAL SCHOLARSHIP & PRACTICE AT GREEK HOSPITALS FOR SPECIALISATION TO OBTAIN THE TITLE OF MEDICINE

### ODA GRANTED IN THE YEARS 2009-2013

YEAR 2009		YEAR 2010		YEAR 2011		YEAR 2012		YEAR 2013		TOTAL	
MEURO	MUSD	MEURO	MUSD	MEURO	MUSD	MEURO	MUSD	MEURO	MUSD	MEURO	MUSD
4,01	5,59	2,68	3,55	1,99	2,76	1,89	2,43	0,58	0,77	11,15	15,10

**BILATERAL ODA GRANTED (YEARS 2009-2013)**





## EGYPT



### DEVELOPMENT CO-OPERATION GRANTS BY SECTOR IN 2013

Code & Sector of Aid		€	\$
11120	EDUCATION FACILITIES AND TRAINING	258.192,00	342.793,41
11425	IMPUTED STUDENT COSTS	177.010,00	235.010,62
43081	MULTISECTOR EDUCATION / TRAINING (SCHOLARSHIPS)	82.824,77	109.963,85
TOTAL		518.026,77	687.767,88

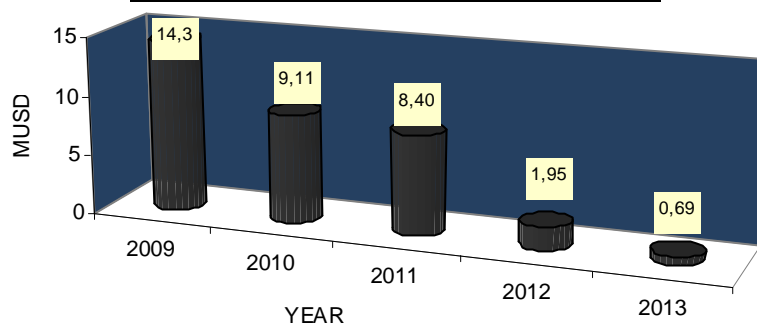
### MAJOR PROJECTS IMPLEMENTED IN 2013

- SUPPORT TO PRIMARY AND SECONDARY SCHOOLS OPERATION
- PROVISION OF HIGHER EDUCATION SCHOLARSHIPS FOR STUDIES IN GREEK UNIVERSITIES
- IMPUTED COSTS OF TUITION FOR FOREIGN STUDENTS STUDYING IN GREEK UNIVERSITIES

### ODA GRANTED IN THE YEARS 2009-2013

YEAR 2009		YEAR 2010		YEAR 2011		YEAR 2012		YEAR 2013		TOTAL	
MEURO	MUSD	MEURO	MUSD	MEURO	MUSD	MEURO	MUSD	MEURO	MUSD	MEURO	MUSD
10,26	14,30	6,88	9,11	6,04	8,40	1,52	1,95	0,52	0,69	25,22	34,45

**BILATERAL ODA GRANTED (YEARS 2009-2013)**



## CONGO DEMOCRATIC REPUBLIC



### DEVELOPMENT CO-OPERATION GRANTS BY SECTOR IN 2013

Code & Sector of Aid		€	\$
11425	IMPUTED STUDENT COSTS	479.640,00	636.802,97
12181	MEDICAL EDUCATION/TRAINING	5.282,52	7.013,44
TOTAL		484.922,52	643.816,41

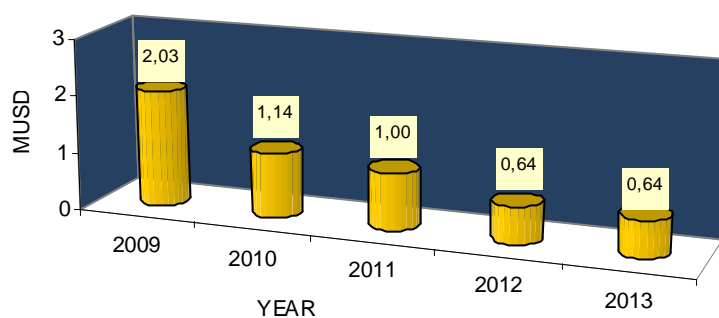
### MAJOR PROJECTS IMPLEMENTED IN 2013

- IMPUTED COSTS OF TUITION FOR FOREIGN STUDENTS STUDYING IN GREEK UNIVERSITIES
- PROVISION OF MEDICAL SCHOLARSHIP & PRACTICE AT GREEK HOSPITALS FOR SPECIALISATION TO OBTAIN THE TITLE OF MEDICINE

### ODA GRANTED IN THE YEARS 2009-2013

YEAR 2009		YEAR 2010		YEAR 2011		YEAR 2012		YEAR 2013		TOTAL	
MEURO	MUSD	MEURO	MUSD	MEURO	MUSD	MEURO	MUSD	MEURO	MUSD	MEURO	MUSD
1,46	2,03	0,86	1,14	0,72	1,00	0,50	0,64	0,48	0,64	4,02	5,45

### BILATERAL ODA GRANTED (YEARS 2009-2013)



## IRAN



### DEVELOPMENT CO-OPERATION GRANTS BY SECTOR IN 2013

Code & Sector of Aid		€	\$
11425	IMPUTED STUDENT COSTS	411.120,00	545.831,12
12181	MEDICAL EDUCATION/TRAINING	11.533,48	15.312,64
43081	MULTISECTOR EDUCATION / TRAINING (SCHOLARSHIPS)	19.553,87	25.961,06
TOTAL		442.207,35	587.104,82

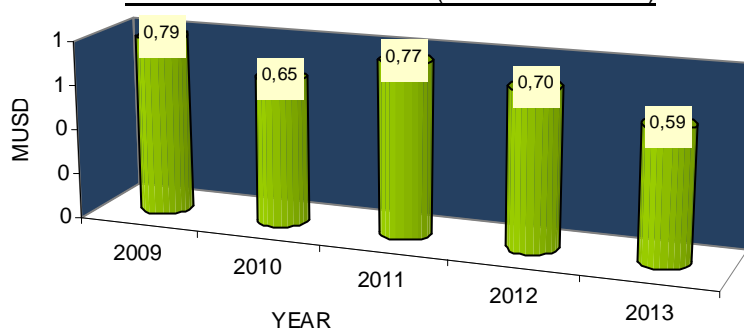
### MAJOR PROJECTS IMPLEMENTED IN 2013

- PROVISION OF HIGHER EDUCATION SCHOLARSHIPS FOR STUDIES IN GREEK UNIVERSITIES
- IMPUTED COSTS OF TUITION FOR FOREIGN STUDENTS STUDYING IN GREEK UNIVERSITIES
- PROVISION OF MEDICAL SCHOLARSHIP & PRACTICE AT GREEK HOSPITALS FOR SPECIALISATION TO OBTAIN THE TITLE OF MEDICINE

### ODA GRANTED IN THE YEARS 2009-2013

YEAR 2009		YEAR 2010		YEAR 2011		YEAR 2012		YEAR 2013		TOTAL	
MEURO	MUSD	MEURO	MUSD	MEURO	MUSD	MEURO	MUSD	MEURO	MUSD	MEURO	MUSD
0,57	0,79	0,49	0,65	0,55	0,77	0,55	0,70	0,44	0,59	2,60	3,50

BILATERAL ODA GRANTED (YEARS 2009-2013)



## MOLDOVA



### DEVELOPMENT CO-OPERATION GRANTS BY SECTOR IN 2013

Code & Sector of Aid		€	\$
11425	IMPUTED STUDENT COSTS	348.310,00	462.440,25
11430	ADVANCED TECHNICAL AND MANAGERIAL TRAINING	987,00	1.310,41
12181	MEDICAL EDUCATION/TRAINING	14.937,69	19.832,30
43081	MULTISECTOR EDUCATION / TRAINING (SCHOLARSHIPS)	6.428,19	8.534,51
TOTAL		370.662,88	492.117,47

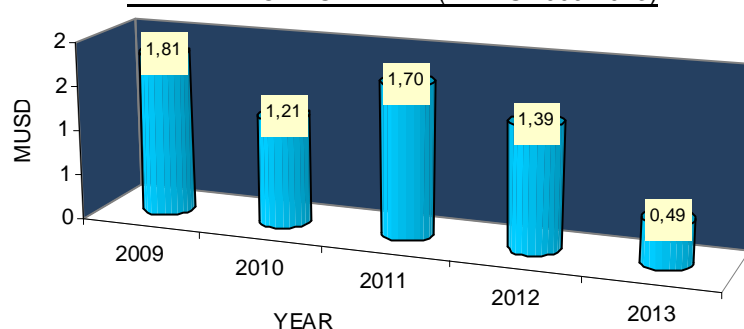
### MAJOR PROJECTS IMPLEMENTED IN 2013

- PROVISION OF HIGHER EDUCATION SCHOLARSHIPS FOR STUDIES IN GREEK UNIVERSITIES
- IMPUTED COSTS OF TUITION FOR FOREIGN STUDENTS STUDYING IN GREEK UNIVERSITIES
- PROVISION OF MEDICAL SCHOLARSHIP & PRACTICE AT GREEK HOSPITALS FOR SPECIALISATION TO OBTAIN THE TITLE OF MEDICINE

### ODA GRANTED IN THE YEARS 2009-2013

YEAR 2009		YEAR 2010		YEAR 2011		YEAR 2012		YEAR 2013		TOTAL	
MEURO	MUSD	MEURO	MUSD	MEURO	MUSD	MEURO	MUSD	MEURO	MUSD	MEURO	MUSD
1,30	1,81	0,91	1,21	1,22	1,70	1,08	1,39	0,37	0,49	4,88	6,60

**BILATERAL ODA GRANTED (YEARS 2009-2013)**



## B E L A R U S



### DEVELOPMENT CO-OPERATION GRANTS BY SECTOR IN 2013

Code & Sector of Aid		€	\$
11425	IMPUTED STUDENT COSTS	319.760,00	424.535,32
43081	MULTISECTOR EDUCATION / TRAINING (SCHOLARSHIPS)	265,53	352,54
TOTAL		320.025,53	424.887,86

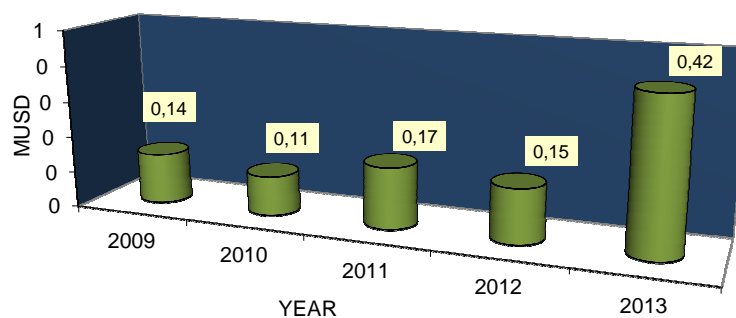
### MAJOR PROJECTS IMPLEMENTED IN 2013

- PROVISION OF HIGHER EDUCATION SCHOLARSHIPS FOR STUDIES IN GREEK UNIVERSITIES
- IMPUTED COSTS OF TUITION FOR FOREIGN STUDENTS STUDYING IN GREEK UNIVERSITIES

### ODA GRANTED IN THE YEARS 2009-2013

YEAR 2009		YEAR 2010		YEAR 2011		YEAR 2012		YEAR 2013		TOTAL	
MEURO	MUSD	MEURO	MUSD	MEURO	MUSD	MEURO	MUSD	MEURO	MUSD	MEURO	MUSD
0,10	0,14	0,09	0,11	0,12	0,17	0,12	0,15	0,32	0,42	0,75	0,99

BILATERAL ODA GRANTED (YEARS 2009-2013)



## GEORGIA



### DEVELOPMENT CO-OPERATION GRANTS BY SECTOR IN 2013

Code & Sector of Aid		€	\$
11120	EDUCATION FACILITIES AND TRAINING	17.100,00	22.703,13
11425	IMPUTED STUDENT COSTS	239.820,00	318.401,49
12181	MEDICAL EDUCATION/TRAINING	8.848,21	11.747,49
43081	MULTISECTOR EDUCATION / TRAINING (SCHOLARSHIPS)	50.283,00	66.759,16
TOTAL		316.051,21	419.611,27

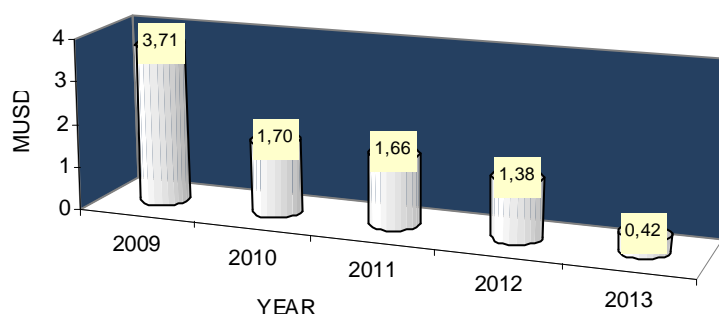
### MAJOR PROJECTS IMPLEMENTED IN 2013

- SUPPORT TO PRIMARY AND SECONDARY SCHOOLS OPERATION
- PROVISION OF HIGHER EDUCATION SCHOLARSHIPS FOR STUDIES IN GREEK UNIVERSITIES
- IMPUTED COSTS OF TUITION FOR FOREIGN STUDENTS STUDYING IN GREEK UNIVERSITIES
- PROVISION OF MEDICAL SCHOLARSHIP & PRACTICE AT GREEK HOSPITALS FOR SPECIALISATION TO OBTAIN THE TITLE OF MEDICINE

### ODA GRANTED IN THE YEARS 2009-2013

YEAR 2009		YEAR 2010		YEAR 2011		YEAR 2012		YEAR 2013		TOTAL	
MEURO	MUSD	MEURO	MUSD	MEURO	MUSD	MEURO	MUSD	MEURO	MUSD	MEURO	MUSD
2,66	3,71	1,29	1,70	1,20	1,66	1,07	1,38	0,32	0,42	6,54	8,87

BILATERAL ODA GRANTED (YEARS 2009-2013)






















## 2. Official Development Assistance (ODA) – International Flows










Development aid rose worldwide in 2013 by 6.1%, reaching the highest level ever recorded, despite the continued pressure on the budgets of OECD member states since the global financial crisis. Specifically, in 2013 donors provided net Official Development Assistance (ODA) amounting to 134.8 BUSD (125.6 BUSD in 2012), i.e. 0.3% of their combined Gross National Income (GNI) after two consecutive years of decline. Indeed, according to the annual study "Donor Spending Plans" of the OECD/DAC development assistance is likely to increase in 2014 and stabilise thereafter. Nevertheless, the decline tendency of aid to sub-Saharan Africa countries is expected to continue.








The **largest ODA donors** in 2013, by volume, among member states were the USA , the United Kingdom , Germany , Japan  and France , while five countries exceed the United Nations' ODA target of 0.7% of GNI, i.e.: Denmark , Luxemburg , Norway , Sweden  and the United Kingdom  for the first time in its history, while the Netherlands  fell below 0.7% for the first time since 1974.

ODA provided in 2013 by the **OECD/DAC member states** stood at USD 151.2 BUSD (increase by 9.5% compared to 2012). ODA provided by DAC member states, which are simultaneously members of the EU (19 in number) rose in the same year to 70.7 BUSD (increase of 5.2% compared to 2012). ODA/GNI ratio amounted to 0.42%. In particular, the picture of ODA provision for the above countries compared to the previous year (constant prices) was as follows:

 Austria (+0,7%),  Belgium (-6,1%),  Czech Rep. (-4,7%),  Denmark (+3,8%),  Finland (+3,5%),  France (-9,8%),  Germany (+3,0%),  Greece (-7,7% due to austerity measures),  Ireland (-1,9%),  Italy (+13,4%),  Luxemburg (+1,2%),  Netherlands (-6,2%),  Poland (+8,6%),  Portugal (-20,4%),  Slovak Rep. (+2,4%),  Slovenia (-0,6%),  Spain (+3,7%),  Sweden (+6,3%) and  the United Kingdom (+27,8%).

ODA provided in 2013 by the **28 EU member states** amounted to 71.2 BUSD or 0.41% of their combined GNI, while disbursements by EU institutions (European Investment Bank - EIB) to developing countries and International Organisations amounted to 15.9 BUSD.

ODA provided in 2013 by **other OECD/DAC member states**, compared with the previous year was as follows:  Australia (-4.5%),  Canada (-11.4%),  Iceland (27, 4%),  Japan (+ 36.6%),  Republic of Korea (+ 4.8%),  New Zealand (-1.0%),  Norway (+ 16.4%),  Switzerland (+ 3.4%) and the  USA (+ 1.3%).

ODA provided in 2013 by **states other than OECD/DAC members**, compared with the previous year was as follows:  Estonia (+ 22.3%),  Hungary (-2.1%),  Israel (-6, 2%),  Latvia (+ 12.2%),  Russia (+ 26.4%),  Turkey (+ 29.7%) and  United Arab Emirates (+ 375.5%).

Aid to **Africa** fell by 5.6% reaching 28.9 BUSD. Accordingly, bilateral assistance provided to **Sub-Saharan Africa** amounted to 26.2 BUSD, that is a drop of 4% in real terms compared to 2012. In contrast, assistance provided to the group of **Least Developed Countries (LDCs)** rose by 12.3% in real terms (app. 30 BUSD).

A useful measure of developing countries' earnings is "Country Programmable Aid" (CPA) which was estimated to rise by 2.4% in 2014 (planned increases of some OECD/DAC member states) while it will remain stable thereafter.

Furthermore, the survey also anticipates that assistance will continue in the medium term to be provided mainly to "Middle Income Countries" such as Brazil, China, Chile, Georgia, India, Mexico, Pakistan, Sri Lanka and Uzbekistan, where increases are expected over 5% by 2017, probably in the form of "soft loans". On the contrary, CPA is expected to continue its downward path in LDCs and "Low Income Countries", particularly in Africa.

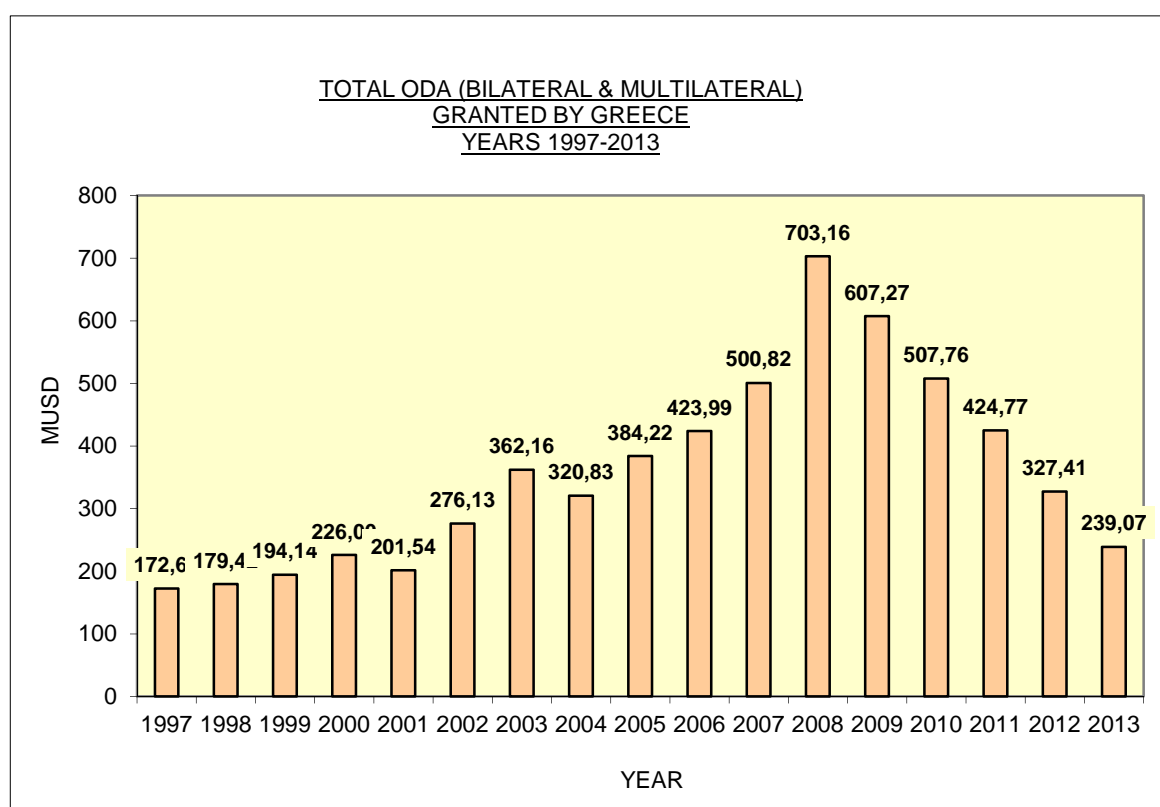
Note: OECD data (8-4-2014) available at the website:

<http://www.oecd.org/newsroom/aid-to-developing-countries-rebounds-in-2013-to-reach-an-all-time-high.htm>

### 3.

#### Aggregate Official Development Assistance of Greece

In 2013 total Official Development Assistance of Greece (bilateral and multilateral - ODA) amounted to 239.07 MUSD or 180.06 MEURO, i.e. 0.10% of Gross National Income (GNI 2013 = 181.886 MEURO or 241,484.33 MUSD according to data of the Ministry of Finance from 5-5-2014). Multilateral ODA amounted to 195.45 MUSD or 147.21 MEURO, while bilateral to 43.61 MUSD or 32.85 MEURO.

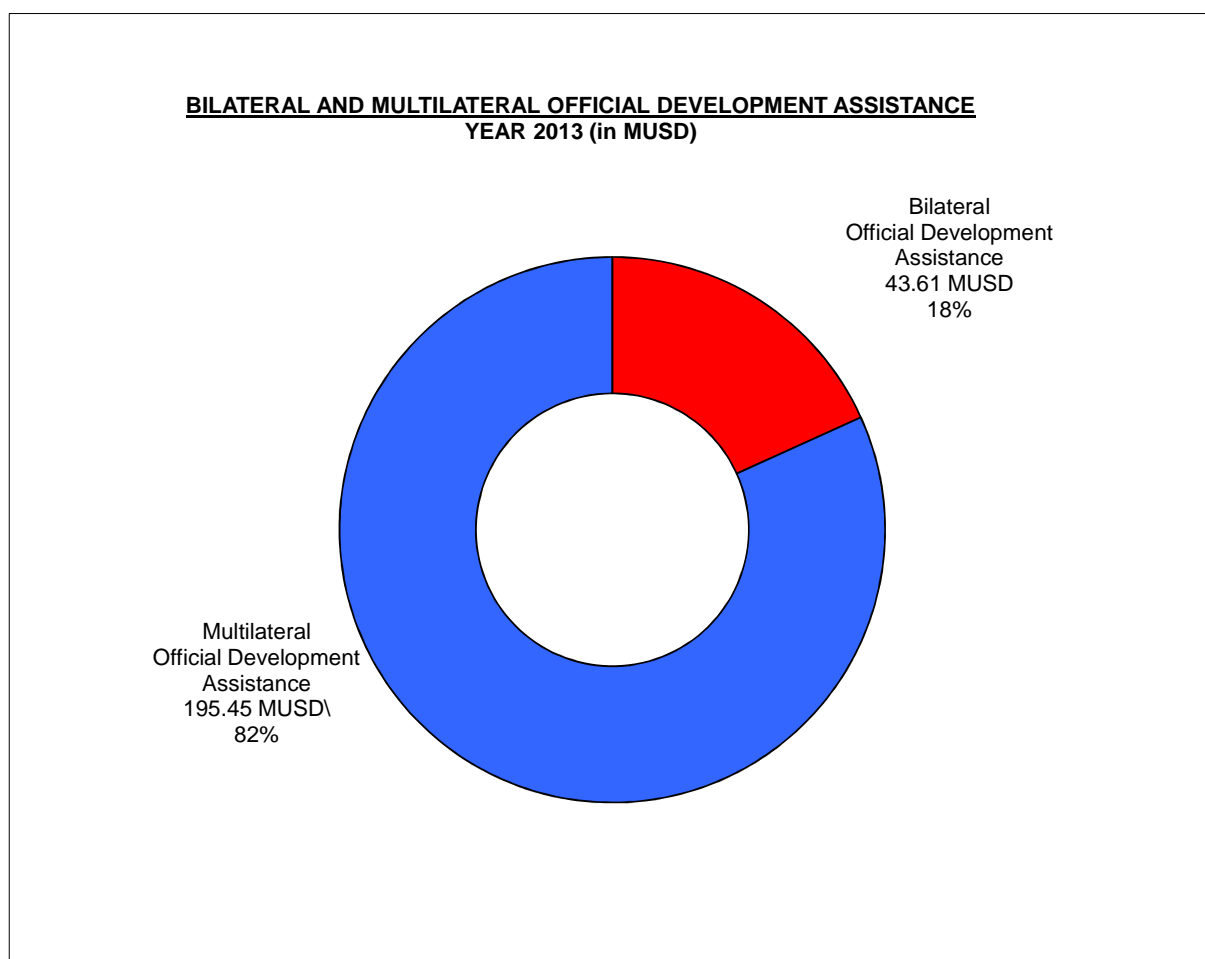




Compared to 2012, total Official Development Assistance of Greece was reduced by 88.34 MUSD (approx. 27%) due to the difficult fiscal situation, while ODA/GNI ratio decreased respectively by 0.03 (from 0.13% in 2012 to 0.10% in 2013). The picture of Greece in the last two years was the following:

	Year 2012		Year 2013	
	MEURO	MUSD	MEURO	MUSD
Bilateral ODA	83.48	107.31	32.85	43.61
Multilateral ODA	171.24	220.10	147.21	195.45
Total ODA	254.72	327.41	180.06	239.07
GNI	194,705.00	250,263.50	181,886.00	241,484.33
ODA/GNI	0.13%		0.10%	

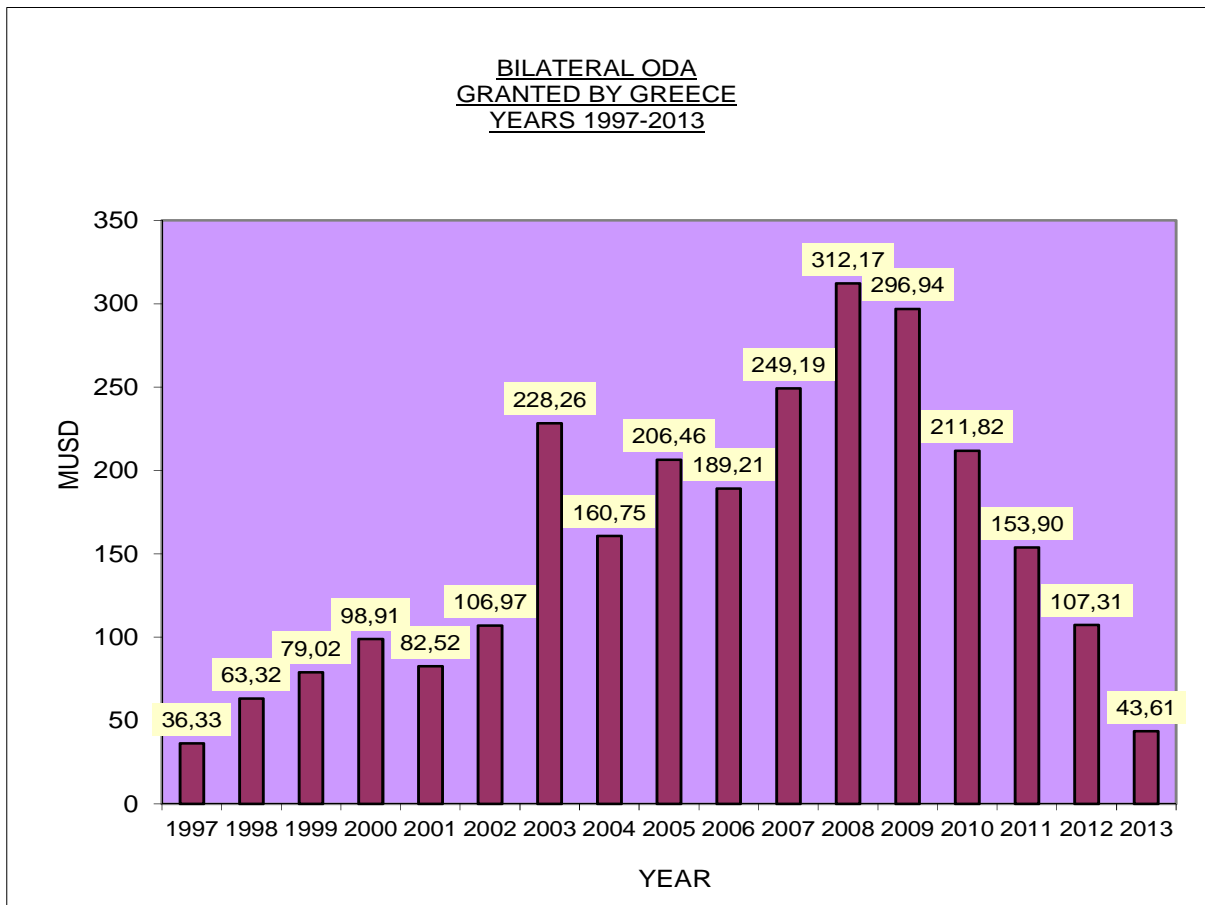
The main distribution of official development assistance (ODA) provided by Greece in 2013 (bilateral - multilateral aid) is shown at the GRAPH below:



According to preliminary OECD/DAC statistical data for the year 2013 Greece is ranked 24th among 28 DAC member states in respect of ODA volume granted and 25th in respect to ODA/GNI ratio.

#### 4. Bilateral Official Development Assistance of Greece

The total bilateral ODA granted in 2013 reached 43.61 MUSD or 32.85 MEURO, i.e. 0.02% of GNI reduced by 63.70 MUSD compared to the previous year 2012 (107.31 MUSD or 0.04% of GNI).



Bilateral ODA granted was allocated to the following geographical regions:

Geographical Regions	MUSD
EUROPE	6.87
ASIA	4.36
AFRICA	2.26
AMERICA	0.35
UNALLOCATED	29.78
<b>Total</b>	<b>43.61</b>

- **Granted ODA by Country:**

The top ten recipient countries of Greek bilateral ODA in 2013 were, **Albania** (2.34 MUSD), **Ukraine** (2.16 MUSD), **West Bank and the Gaza Strip** (0.78 MUSD), **Syria** (0.77 MUSD), **Egypt** (0.69 MUSD), **Congo Dem. Rep.** (0.64 MUSD), **Iran** (0.59 MUSD), **Moldova** (0.49 MUSD), **Belarus** (0.42 MUSD) and **Georgia** (0.42 MUSD).

- **Granted ODA by Sector:**

Bilateral ODA granted by Greece in 2013 (43.61 MUSD) was mainly distributed for **Social Infrastructure and Services** purposes (11.78 MUSD or 27.01%), primarily in the sector of Education (10.81 MUSD) in the form of support to primary and secondary education, imputed costs of students from developing countries studying at Greek Universities, and higher technical and vocational training, while secondarily in the fields of Health in the form of medical education and training and health policy, Water Supply and Sanitation, Human Rights and International Peace Missions.

Furthermore, for **Economic Infrastructure and Services** purposes the amount of 0.07 MUSD was spent in the sectors of Transport and Communications.

For **Crosscutting** purposes some 2.04 MUSD or 4.68% were spent in the sectors of General Environmental Protection and Provision of Tertiary Scholarships.

**Humanitarian Aid** absorbed 0.22 MUSD, while the costs for refugees rose to 21.36 MUSD.

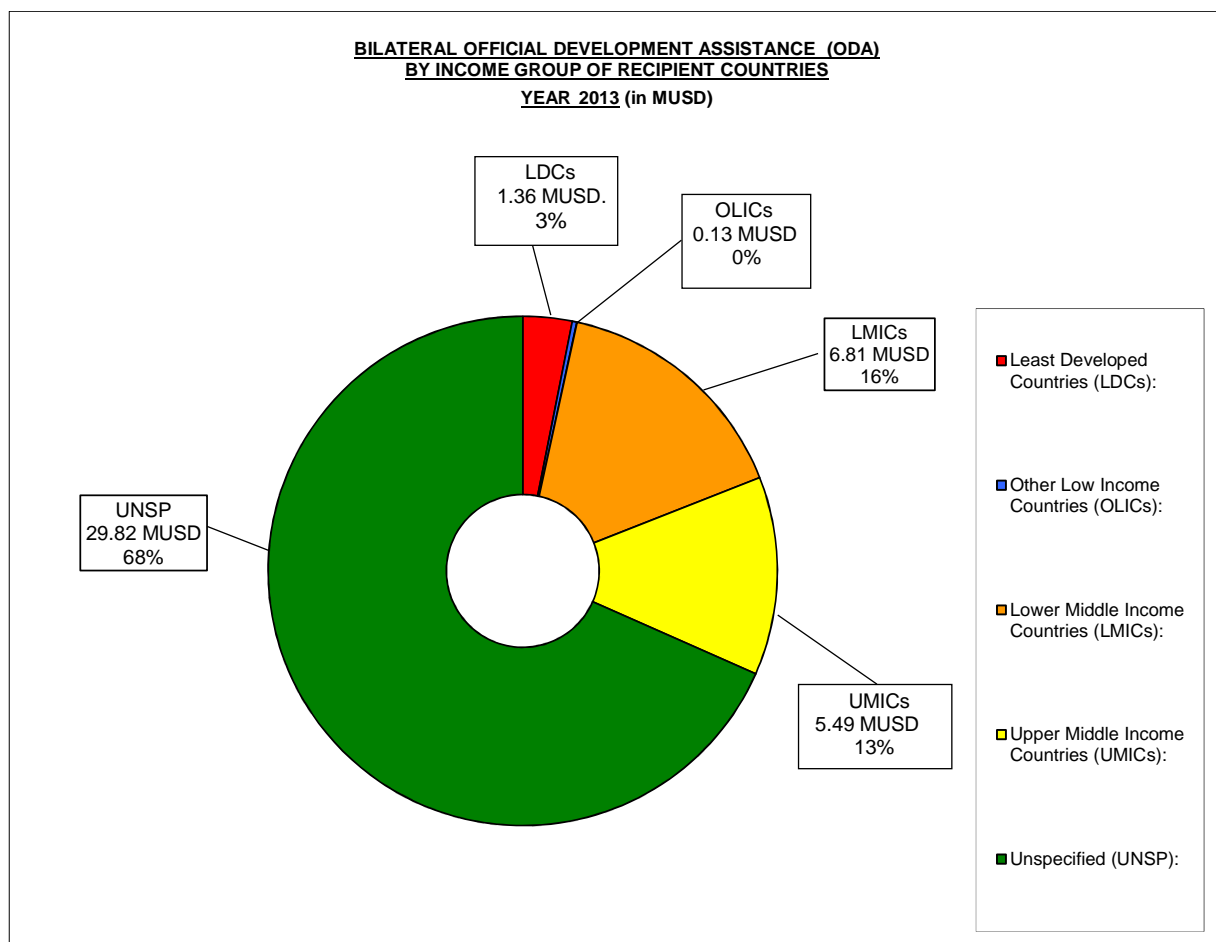
- **Granted ODA by Type** according to OECD/DAC categorisation:

For **support to NGOs, other private bodies, research institutes and PPP** (Ramsar Bureau IUCN, annual voluntary contribution to the International Committee of the Red Cross) 0.37%, for **contributions to specific purpose programmes and funds managed by International Organizations** 2.04%, for **programmes** 1.42%, 0.05% for **experts**, for **other technical cooperation** 3.07% for **scholarships and training** in the donor country 5.38% for **imputed costs of students** from developing countries studying at Greek Universities 16.23%, for **refugees** in the donor country 48.97%.

Greek bilateral ODA granted in 2013 **by income group of recipient countries** was as follows:

σε εκατ. Δολ. ΗΠΑ

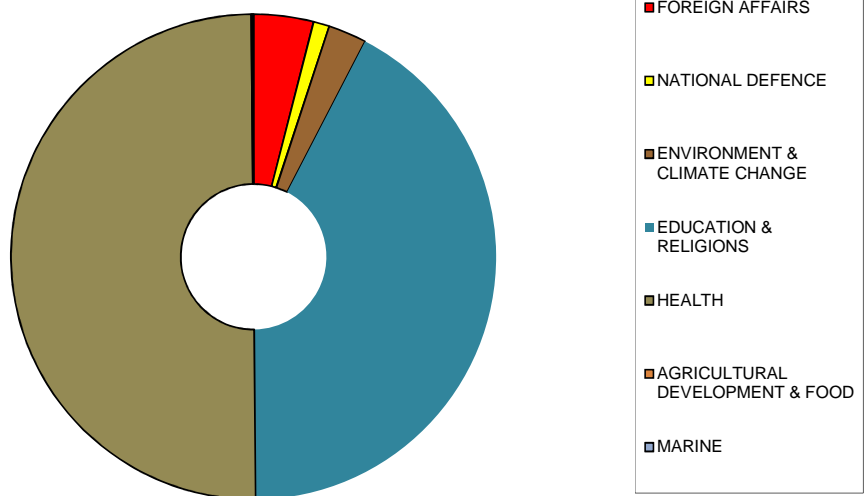
Income group of recipient countries	Amount	%
Least Developed Countries (LDCs):	1.36	3%
Other Low Income Countries (OLICs):	0.13	0%
Lower Middle Income Countries (LMICs):	6.81	16%
Upper Middle Income Countries (UMICs):	5.49	13%
Unallocated (UNAL.):	29.82	68%
<b>Total</b>	<b>43.61</b>	<b>100%</b>



Bilateral development co-operation activities by Ministry in 2013 were as follows:

Ministry	Activity	EURO	USD	%
FOREIGN AFFAIRS	HUMAN RIGHTS, HUMANITARIAN ASSISTANCE, WATER RESOURCES POLICY AND ADMINISTRATIVE MANAGEMENT, ROAD TRANSPORT, SCHOLARSHIPS, INFORMATION AND COMMUNICATION TECHNOLOGY	1.31	1.74	4%
NATIONAL DEFENCE	PARTICIPATION IN INTERNATIONAL PEACEKEEPING OPERATIONS	0.35	0.47	1%
ENVIRONMENT & CLIMATE CHANGE	BIODIVERSITY	0.84	1.12	3%
EDUCATION & RELIGIONS	SUPPORT TO PRIMARY & SECONDARY SCHOOLS, TERTIARY SCHOLARSHIPS, IMPUTED COSTS OF FOREIGN STUDENTS	13.88	18.42	42%
HEALTH	MEDICAL EDUCATION/TRAINING, PROVISION OF HEALTH CARE/SUPPORT FOREIGNERS-REFUGEES	16.42	21.80	50%
AGRICULTURAL DEVELOPMENT & FOOD	VARIOUS SECTORS	0.03	0.03	0%
MARINE	EDUCATION AND TRAINING IN SEA TRANSPORT	0.02	0.03	0%
<b>GENERAL TOTAL</b>		<b>32.85</b>	<b>43.61</b>	<b>100%</b>

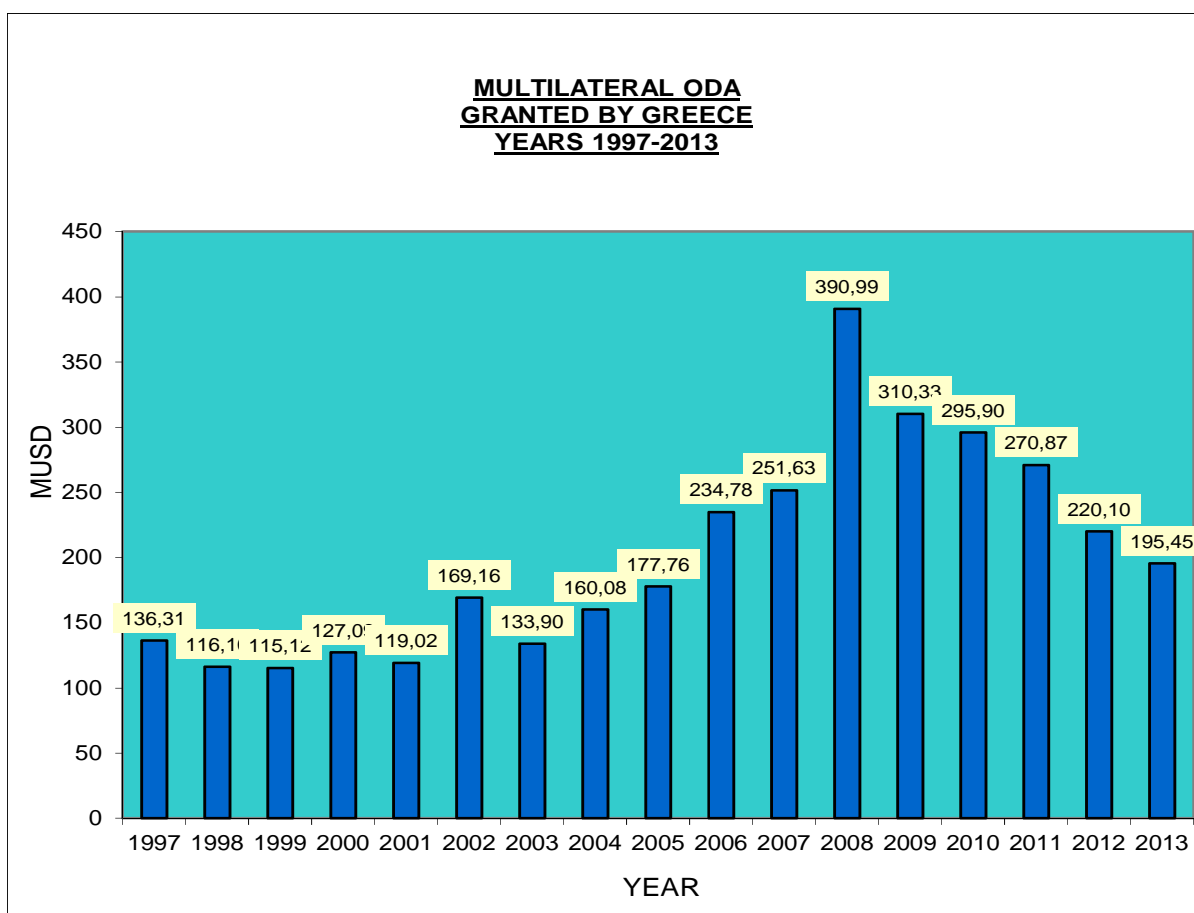
**BILATERAL OFFICIAL DEVELOPMENT ASSISTANCE (ODA)**  
**GRANTED BY MINISTRY**  
**YEAR 2013**




## 5. Multilateral Official Development Assistance of Greece

In 2013 82% of total ODA granted by Greece was channeled through International Organizations such as the EU and the UN.

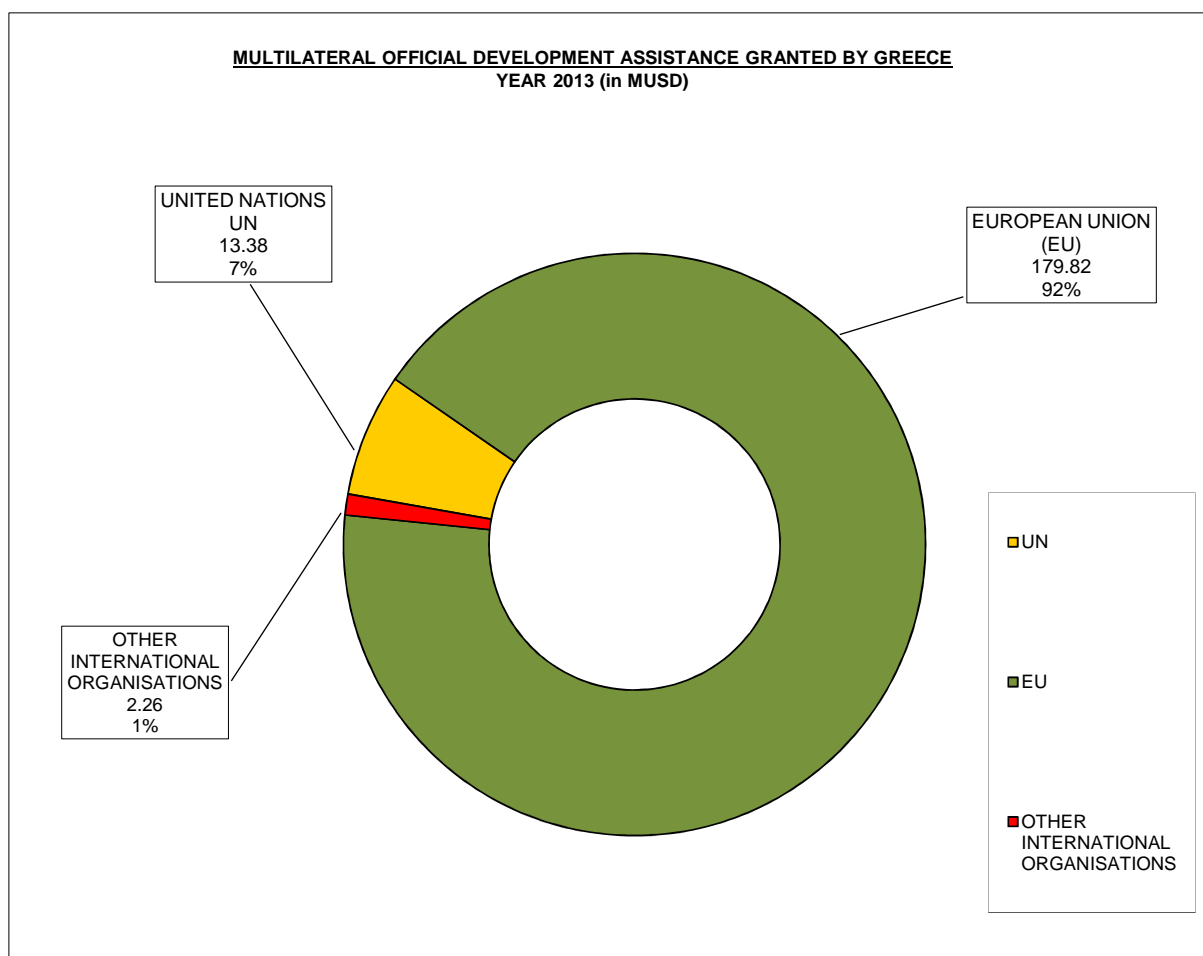
These Organizations provide support to developing countries for tackling poverty, supporting human rights and providing assistance in emergency situations. Greece co-ordinates with them in partner countries, while monitors their performance through the European Commission and the Council.




Total multilateral ODA contributions of Greece to International Organizations for the year 2013 amounted to 195.45 MUSD or 147.21 MEURO (0.08% of GNI, 82% of total bilateral and multilateral ODA), reduced by 24.65 MUSD compared to the previous year 2012 (220.10 MUSD or 0.09% of GNI).

The **EU**  with its member states is the biggest provider of development aid worldwide. It finances series of programmes in developing countries to build democratic systems of governance and effective public institutions, accountable to citizens. The EU is particularly concerned to ensure that funding provided for development is used effectively, and that EU institutions are fully accountable, not only to EU citizens but also to their developing partners.

Similarly, recipient countries must ensure that funding received is properly disbursed, through the establishment of transparent public financial management systems.



In 2013 total resources granted by Greece to EU institutions for foreign development assistance amounted to 135.44 MEURO or 179.82 MUSD, of which, 88.95 MEURO accounted to Greece's share to EU budget for development co-operation, while 46.49 MEURO was the country's contribution to the European Development Fund.

In 2013 Greece also provided ODA amounting to 13.38 MUSD via the **United Nations** system . Funding was provided mainly through UNESCO, UNECE, UNIDO, UNEP, UNDPKO, UNFCCC, FAO, WHO, WMO.

Finally, the amount of 2.26 MUSD was granted to **other International Organizations** such as, BSEC, CIHEAM, ICAC, IOM, ISTA, OECD.

Greek multilateral development assistance is provided by line Ministries which according to their competences and commitments, provide funds for international development purposes via International Organizations.

## 6. Special Account of Article 18 paragraph 6 of Law 2731/1999

According to data from the Bank of Greece, received on 5-5-2014, in 2013 there was no transaction in any of the three (3) Accounts kept in the latter concerning Hellenic Aid.



ΤΡΑΠΕΖΑ ΤΗΣ ΕΛΛΑΔΟΣ

The balances of Accounts are as follows:

- 2341065503 (humanitarian assistance account in third countries)  
Balance: **4,302,924.68 euros.**
- 2341133629 (deposit account for provision of humanitarian assistance to Palestine)  
Balance: **1,119,095.04 euros.**
- 2341131478 (Account humanitarian assistance to Haiti)  
Balance: **121,071.08 euros.**

By unanimous opinion (213/2014) the A' Department of the Legal Council of the State ruled that there is no possibility of enlarging the geographical areas to which the above second and third accounts refer to and that Hellenic Aid is no longer competent for their management and therefore it ordered for these accounts to be closed in accordance with provisions of Law 2362/1995 and the appearance of the corresponding amounts at the State Budget inflows.



## 7. Tables

**TABLE 1**

### TOTAL DEVELOPMENT ASSISTANCE RESOURCE FLOWS (YEAR 2012-2013)

in MUSD

Form of Aid	2012		2013		2014		2015		2016	
Bilateral (ODA)	107,31	0,04 % GNI	43,61	0,02 % GNI						
Multilateral (ODA)	220,10	0,09 % GNI	195,45	0,08 % GNI						
<b>TOTAL (a)</b>	<b>327,41</b>	<b>0,13 % GNI</b>	<b>239,07</b>	<b>0,10 % GNI</b>						
Other Official Flows	0,00		0,00							
Private Flows	579,20		629,55							
NGO Grants	0,68		0,68							
<b>TOTAL (b)</b>	<b>579,88</b>		<b>629,55</b>							
<b>TOTAL (a+b)</b>	<b>907,29</b>		<b>868,61</b>							

## Notes:

GNI 2012: 250.263,50 MUSD (source: Ministry of Finance)

GNI 2013: 241.484,33 MUSD (source: Ministry of Finance)

**TABLE 2**
**BILATERAL OFFICIAL DEVELOPMENT ASSISTANCE (ODA)  
 GRANTED BY COUNTRY**
**(YEAR 2013)**

in MUSD

<b>GEOGRAPHICAL REGION / COUNTRY</b>	<b>Total</b>
<b>I. EUROPE, TOTAL</b>	<b>6.87</b>
ALBANIA	2.34
BELARUS	0.42
BOSNIA-HERZEGOVINA	0.15
KOSOVO	0.24
FYROM	0.25
MOLDOVA	0.49
MONTENEGRO	0.29
SERBIA	0.12
TURKEY	0.39
UKRAINE	2.16
STATES OF EX-YUGOSLAVIA UNSPECIF.	
EUROPE, REGIONAL	0.01
<b>II. AFRICA, TOTAL</b>	<b>2.26</b>
<b>II.A. NORTH OF SAHARA, TOTAL</b>	<b>0.81</b>
ALGERIA	0.02
EGYPT	0.69
LIBYA	0.05
MOROCCO	0.05
TUNISIA	0.01
NORTH OF SAHARA, REGIONAL	
<b>II.B. SOUTH OF SAHARA, TOTAL</b>	<b>1.45</b>
ANGOLA	0.01
BENIN	
BOTSWANA	
BURKINA FASO	0.01
BURUNDI	
CAMEROON	0.14
CAPE VERDE	
CENTRAL AFRICAN REP.	
CHAD	0.01
COMOROS	
CONGO, DEM. REP.	0.64
CONGO, REP.	0.19
COTE D'IVOIRE	0.01
DJIBOUTI	
EQUATORIAL GUINEA	0.01
ERITREA	
ETHIOPIA	0.09

GABON	
GAMBIA	0.01
GHANA	
GUINEA	
GUINEA-BISSAU	0.00
KENYA	0.02
LESOTHO	
LIBERIA	
MADAGASCAR	
MALAWI	
MALI	
MAURITANIA	
MAURITIUS	
MOZAMBIQUE	
NAMIBIA	
NIGER	
NIGERIA	0.03
RWANDA	
ST.HELENA	
SAO TOME & PRINCIPE	
SENEGAL	0.01
SEYCHELLES	
SIERRA LEONE	
SOMALIA	0.01
SOUTH AFRICA	0.10
SOUTH SUDAN	
SUDAN	0.05
SWAZILAND	
TANZANIA	
TOGO	0.01
UGANDA	0.04
ZAMBIA	0.00
ZIMBABWE	0.06
SOUTH OF SAHARA, REGIONAL	
<b>II.C. AFRICA, REGIONAL</b>	
<b>III. AMERICA, TOTAL</b>	<b>0.35</b>
<b>III.A. NORTH &amp; CENTRAL, TOTAL</b>	<b>0.10</b>
ANGUILLA	
ANTIGUA & BARBUDA	0.01
BARBADOS	
BELIZE	
COSTA RICA	
CUBA	0.02
DOMINICA	
DOMINICAN REPUBLIC	
EL SALVADOR	0.02
GRENADA	
GUATEMALA	
HAITI	
HONDURAS	
JAMAICA	

MEXICO	0.05
MONTSERRAT	
NICARAGUA	0.01
PANAMA	
ST.KITTS-NEVIS	
ST.LUCIA	
ST.VINCENT & GRENADINES	
TRINIDAD & TOBAGO	
WEST INDIES, REGIONAL	
N. & C. AMERICA, REGIONAL	
<b>III.B. SOUTH, TOTAL</b>	<b>0.25</b>
ARGENTINA	0.09
BOLIVIA	0.00
BRAZIL	0.06
CHILE	0.02
COLOMBIA	0.02
ECUADOR	
GUYANA	
PARAGUAY	
PERU	0.01
SURINAME	
URUGUAY	0.02
VENEZUELA	0.03
SOUTH AMERICA, REGIONAL	
<b>III.C. AMERICA, REGIONAL</b>	
<b>IV. ASIA, TOTAL</b>	<b>4.36</b>
<b>IV.A. MIDDLE EAST, TOTAL</b>	<b>2.56</b>
IRAN	0.59
IRAQ	0.08
JORDAN	0.21
LEBANON	0.11
SYRIA	0.77
WEST BANK & GAZA STRIP	0.78
YEMEN	0.01
MIDDLE EAST, REGIONAL	0.02
<b>IV.B. SOUTH &amp; CENTR. ASIA, TOTAL</b>	<b>1.69</b>
AFGHANISTAN	0.42
ARMENIA	0.35
AZERBAIJAN	0.02
BANGLADESH	0.08
BHUTAN	
GEORGIA	0.42
INDIA	0.03
KAZAKHSTAN	0.05
KYRGYZSTAN	0.03
MALDIVES	
MYANMAR (BURMA)	
NEPAL	0.03
PAKISTAN	0.13
SRI LANKA	0.01
TAJIKISTAN	0.00

TURKMENISTAN	
UZBEKISTAN	0.11
CENTRAL ASIA, REGIONAL	
SOUTH ASIA, REGIONAL	
SOUTH & CENTRAL ASIA, REGIONAL	
<b>IV.C. FAR EAST, TOTAL</b>	<b>0.10</b>
CAMBODIA	0.02
CHINA	0.04
INDONESIA	
DEM. PEOP. REP. OF KOREA	
LAOS	
MALAYSIA	
MONGOLIA	0.00
PHILIPPINES	0.04
THAILAND	0.01
TIMOR-LESTE	
VIET NAM	
FAR EAST ASIA, REGIONAL	
<b>IV.D. ASIA, REGIONAL</b>	
<b>V. OCEANIA, TOTAL</b>	<b>0.00</b>
COOK ISLANDS	
FIJI	
KIRIBATI	
MARSHALL ISLANDS	
MICRONESIA, FED. STS.	
NAURU	
NIUE	
PALAU	
PAPUA NEW GUINEA	
SAMOA	
SOLOMON ISLANDS	
TOKELAU	
TONGA	
TUVALU	
VANUATU	
WALLIS & FUTUNA	
OCEANIA, REGIONAL	
<b>VI. BILAT. UNALLOCATED</b>	<b>29.78</b>
<b>VII. BILATERAL, TOTAL</b>	<b>43.61</b>

**TABLE 3**  
**DISTRIBUTION OF BILATERAL OFFICIAL DEVELOPMENT ASSISTANCE (ODA)**  
**BY SECTOR OF AID**  
**(YEAR 2013)**

in MUSD

SECTOR & KIND of aid	code	Total	%
<b>SOCIAL INFRASTRUCTURE &amp; SERVICES (110+120+130+140+150+160)</b>	100	<b>11.78</b>	27.01%
EDUCATION	110	10.81	
- Education, level unspecified	111		
- Basic education	112	1.34	
- Secondary education	113		
- Post-secondary education	114	9.46	
HEALTH	120	0.44	
- Health, general	121	0.44	
- Basic health	122		
POPULATION POLICIES & REPRODUCTIVE HEALTH	130		
WATER SUPPLY & SANITATION	140	0.04	
GOVERNMENT & CIVIL SOCIETY	150	0.50	
- Government & civil society - general	151	0.03	
- Conflict, peace & security	152	0.47	
OTHER SOCIAL INFRASTRUCTURE & SERVICES	160		
<b>ECONOMIC INFRASTRUCTURE &amp; SERVICES (210 έως 250)</b>	200	<b>0.07</b>	0.16%
TRANSPORT & STORAGE	210	0.05	
COMMUNICATIONS	220	0.02	
ENERGY	230		
BANKING & FINANCIAL SERVICES	240		
BUSINESS & OTHER SERVICES	250		

SECTOR of aid	code	Total	%
<b>PRODUCTION SECTORS (310+320+331+332)</b>	300	<b>0.00</b>	0.00%
AGRICULTURE, FORESTRY & FISHING	310		
- Agriculture	311		
- Forestry	312		
- Fishing	313		
INDUSTRY, MINING & CONSTRUCTION	320		
- Industry	321		
- Mineral resources & mining	322		
- Construction	323		
TRADE POLICIES & REGULATIONS	331		
TOURISM	332		
<b>MULTISECTOR / CROSS-CUTTING (410+430)</b>	400	<b>2.04</b>	4.68%
General environmental protection	410	0.09	
Other multisector	430	1.95	
<b>TOTAL SECTOR ALLOCABLE (100+200+300+400)</b>	450	<b>13.89</b>	
<b>COMMODITY AID &amp; GENERAL PROGRAMME ASSISTANCE (510 to 530)</b>	500		
GENERAL BUDGET SUPPORT	510		
DEVELOPMENTAL FOOD AID/FOOD SECURITY ASSISTANCE	520		
OTHER COMMODITY ASSISTANCE	530		
<b>ACTION RELATING TO DEBT</b>	600	<b>0.00</b>	0.00%
<b>HUMANITARIAN AID (720+730+740)</b>	700	<b>0.22</b>	0.50%
EMERGENCY RESPONSE	720	0.22	
RECONSTRUCTION RELIEF & REHABILITATION	730		
DISASTER PREVENTION AND PREPAREDNESS	740		
<b>ADMINISTRATIVE COSTS</b>	910	<b>7.08</b>	16.23%
<b>REFUGEES IN DONOR COUNTRIES</b>	930	<b>21.36</b>	48.97%
<b>UNALLOCATED/UNSPECIFIED</b>	998	<b>1.06</b>	2.43%
<b>TOTAL BILATERAL ODA (450+500+600+700+910+920+930+998)</b>	1000	<b>43.61</b>	<b>100%</b>

**TABLE 4**  
**DISTRIBUTION OF BILATERAL OFFICIAL DEVELOPMENT ASSISTANCE (ODA)**  
**BY TYPE OF AID**  
**(YEAR 2013)**

in millions

CODE	TYPE OF AID	€	\$	%
B01	CORE SUPPORT TO NGOS, OTHER PRIVATE BODIES, PPPS AND RESEARCH INSTITUTES (Ramsar Bureau IUCN, annual voluntary contribution to the International Committee of the Red Cross)	0.12	0.16	0%
B03	CONTRIBUTIONS TO SPECIFIC-PURPOSE PROGRAMMES AND FUNDS MANAGED BY INTERNATIONAL ORGANISATIONS (multilateral, INGO)	0.93	1.24	3%
C01	PROJECT-TYPE INTERVENTIONS	0.47	0.62	1%
D01	DONOR COUNTRY PERSONNEL	0.02	0.02	0%
D02	OTHER TECHNICAL ASSISTANCE	1.00	1.34	3%
E01	SCHOLARSHIPS/TRAINING IN DONOR COUNTRY	1.77	2.35	5%
E02	IMPUTED STUDENT COSTS	7.12	9.45	22%
G01	ADMINISTRATIVE COSTS	5.33	7.08	17%
H02	REFUGEES IN DONOR COUNTRIES	16.09	21.36	49%
TOTAL		32.85	43.61	100%

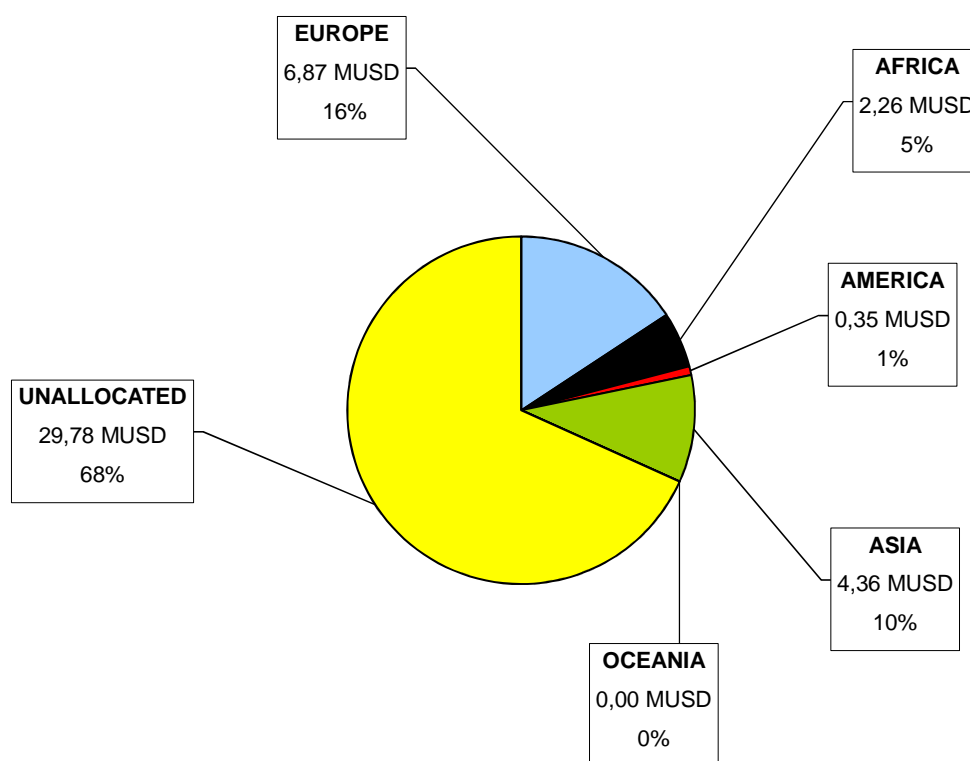
**TABLE 5**  
**MULTILATERAL OFFICIAL DEVELOPMENT ASSISTANCE (ODA)**  
**GRANTED BY INTERNATIONAL ORGANISATION**  
**(YEAR 2013)**



ΟΝΟΜΑΣΙΑ ΔΙΕΘΝΟΥΣ ΟΡΓΑΝΙΣΜΟΥ	ΦΟΡΕΑΣ ΥΛΟΠΟΙΗΣΗΣ ΔΩΡΗΤΗΡΙΑΣ ΧΡΗΣΗΣ (ΕΛΛΗΝΙΚΑ)	ΣΥΝΟΛΙΚΗ ΔΑΠΑΝΗ ΠΡΟΓΡΑΜΜΑΤΟΣ ΑΠΟ 1-1-2013 ΕΩΣ 31-12-2013 ΣΕ ΕΥΡΩ	ΣΥΝΟΛΙΚΗ ΔΑΠΑΝΗ ΠΡΟΓΡΑΜΜΑΤΟΣ ΑΠΟ 1-1-2013 ΕΩΣ 31-12-2013 ΣΕ ΕΥΡΩ ΜΕ ΤΗΝ ΠΟΣΟΣΤΩΣΗ ΟΔΑ	ΣΥΝΟΛΙΚΗ ΔΑΠΑΝΗ ΠΡΟΓΡΑΜΜΑΤΟΣ ΑΠΟ 1-1-2013 ΕΩΣ 31-12-2013 ΣΕ ΔΟΛΛΑΡΙΑ ΗΠΑ	ΣΥΝΟΛΙΚΗ ΔΑΠΑΝΗ ΠΡΟΓΡΑΜΜΑΤΟΣ ΑΠΟ 1-1-2013 ΕΩΣ 31-12-2013 ΣΕ ΔΟΛΛΑΡΙΑ ΜΕ ΤΗΝ ΠΟΣΟΣΤΩΣΗ ΟΔΑ
BSEC	ΥΠΟΥΡΓΕΙΟ ΕΞΩΤΕΡΙΚΩΝ	196.950,15 €	153.621,12 €	\$ 261.484,53	\$ 203.957,94
BSEC	ΥΠΟΥΡΓΕΙΟ ΕΞΩΤΕΡΙΚΩΝ	180.000,00 €	140.400,00 €	\$ 238.980,35	\$ 186.404,67
<b>BSEC</b> <b>Αθροισμα</b>		376.950,15 €	294.021,12 €	\$ 500.464,88	\$ 390.362,61
CIHEAM	ΥΠΟΥΡΓΕΙΟ ΑΓΡΟΤΙΚΗΣ ΑΝΑΠΤΥΞΗΣ & ΤΡΟΦΙΜΩΝ	220.000,00 €	220.000,00 €	\$ 292.087,10	\$ 292.087,10
<b>CIHEAM</b> <b>Αθροισμα</b>		220.000,00 €	220.000,00 €	\$ 292.087,10	\$ 292.087,10
EC	ΥΠΟΥΡΓΕΙΟ ΟΙΚΟΝΟΜΙΚΩΝ	88.947.638,99 €	88.947.638,99 €	\$ 118.092.988,56	\$ 118.092.988,56
<b>EC</b> <b>Αθροισμα</b>		88.947.638,99 €	88.947.638,99 €	\$ 118.092.988,56	\$ 118.092.988,56
EDF	ΥΠΟΥΡΓΕΙΟ ΟΙΚΟΝΟΜΙΚΩΝ	46.490.180,00 €	46.490.180,00 €	\$ 61.723.552,84	\$ 61.723.552,84
<b>EDF</b> <b>Αθροισμα</b>		46.490.180,00 €	46.490.180,00 €	\$ 61.723.552,84	\$ 61.723.552,84
FAO	ΥΠΟΥΡΓΕΙΟ ΑΓΡΟΤΙΚΗΣ ΑΝΑΠΤΥΞΗΣ & ΤΡΟΦΙΜΩΝ	1.323.419,83 €	674.944,11 €	\$ 1.757.062,97	\$ 896.102,12
FAO	ΥΠΟΥΡΓΕΙΟ ΑΓΡΟΤΙΚΗΣ ΑΝΑΠΤΥΞΗΣ & ΤΡΟΦΙΜΩΝ	1.296.475,65 €	661.202,58 €	\$ 1.721.290,03	\$ 877.857,92
FAO	ΥΠΟΥΡΓΕΙΟ ΑΓΡΟΤΙΚΗΣ ΑΝΑΠΤΥΞΗΣ & ΤΡΟΦΙΜΩΝ	19.260,83 €	9.823,02 €	\$ 25.572,00	\$ 13.041,72
<b>FAO</b> <b>Αθροισμα</b>		2.639.156,31 €	1.345.969,72 €	\$ 3.503.925,00	\$ 1.787.001,75
ICAC	ΥΠΟΥΡΓΕΙΟ ΑΓΡΟΤΙΚΗΣ ΑΝΑΠΤΥΞΗΣ & ΤΡΟΦΙΜΩΝ	30.655,24 €	30.655,24 €	\$ 40.700,00	\$ 40.700,00
<b>ICAC</b> <b>Αθροισμα</b>		30.655,24 €	30.655,24 €	\$ 40.700,00	\$ 40.700,00
IOM	ΥΠΟΥΡΓΕΙΟ ΕΞΩΤΕΡΙΚΩΝ	193.379,31 €	193.379,31 €	\$ 256.743,63	\$ 256.743,63
IOM	ΥΠΟΥΡΓΕΙΟ ΕΞΩΤΕΡΙΚΩΝ	203.609,43 €	203.609,43 €	\$ 270.325,85	\$ 270.325,85
<b>IOM</b> <b>Αθροισμα</b>		396.988,74 €	396.988,74 €	\$ 527.069,49	\$ 527.069,49
MINURCAT	ΥΠΟΥΡΓΕΙΟ ΕΞΩΤΕΡΙΚΩΝ	210.896,00 €	14.762,72 €	\$ 280.000,00	\$ 19.600,00
<b>MINURCAT</b> <b>Αθροισμα</b>		210.896,00 €	14.762,72 €	\$ 280.000,00	\$ 19.600,00
MINURSO	ΥΠΟΥΡΓΕΙΟ ΕΞΩΤΕΡΙΚΩΝ	566.019,26 €	39.621,35 €	\$ 751.486,00	\$ 52.604,02
<b>MINURSO</b> <b>Αθροισμα</b>		566.019,26 €	39.621,35 €	\$ 751.486,00	\$ 52.604,02
MINUSTAH	ΥΠΟΥΡΓΕΙΟ ΕΞΩΤΕΡΙΚΩΝ	3.467.621,33 €	242.733,49 €	\$ 4.603.852,00	\$ 322.269,64
<b>MINUSTAH</b> <b>Αθροισμα</b>		3.467.621,33 €	242.733,49 €	\$ 4.603.852,00	\$ 322.269,64
MONUSCO	ΥΠΟΥΡΓΕΙΟ ΕΞΩΤΕΡΙΚΩΝ	9.244.647,25 €	647.125,31 €	\$ 12.273.828,00	\$ 859.167,96
<b>MONUSCO</b> <b>Αθροισμα</b>		9.244.647,25 €	647.125,31 €	\$ 12.273.828,00	\$ 859.167,96
OECD	ΥΠΟΥΡΓΕΙΟ ΑΓΡΟΤΙΚΗΣ ΑΝΑΠΤΥΞΗΣ & ΤΡΟΦΙΜΩΝ	11.280,87 €	11.280,87 €	\$ 14.977,26	\$ 14.977,26
<b>OECD</b> <b>Αθροισμα</b>		11.280,87 €	11.280,87 €	\$ 14.977,26	\$ 14.977,26
UNAMID	ΥΠΟΥΡΓΕΙΟ ΕΞΩΤΕΡΙΚΩΝ	4.429.496,14 €	310.064,73 €	\$ 5.880.903,00	\$ 411.663,21
<b>UNAMID</b> <b>Αθροισμα</b>		4.429.496,14 €	310.064,73 €	\$ 5.880.903,00	\$ 411.663,21
UNEP	ΥΠΟΥΡΓΕΙΟ ΑΓΡΟΤΙΚΗΣ ΑΝΑΠΤΥΞΗΣ & ΤΡΟΦΙΜΩΝ	14.069,78 €	14.069,78 €	\$ 18.680,00	\$ 18.680,00
UNEP	ΥΠΟΥΡΓΕΙΟ ΠΕΡΙΒΑΛΛΟΝΤΟΣ ΕΝΕΡΓΕΙΑΣ & ΚΑΙΜΑΤΩΝ	6.266,62 €	6.266,62 €	\$ 8.320,00	\$ 8.320,00
UNEP	ΥΠΟΥΡΓΕΙΟ ΠΕΡΙΒΑΛΛΟΝΤΟΣ ΕΝΕΡΓΕΙΑΣ & ΚΑΙΜΑΤΩΝ	37.660,00 €	37.660,00 €	\$ 50.000,00	\$ 50.000,00
UNEP	ΥΠΟΥΡΓΕΙΟ ΠΕΡΙΒΑΛΛΟΝΤΟΣ ΕΝΕΡΓΕΙΑΣ & ΚΑΙΜΑΤΩΝ	400.000,00 €	400.000,00 €	\$ 531.067,45	\$ 531.067,45
<b>UNEP</b> <b>Αθροισμα</b>		457.996,40 €	457.996,40 €	\$ 608.067,45	\$ 608.067,45
UNESCO	ΥΠΟΥΡΓΕΙΟ ΕΞΩΤΕΡΙΚΩΝ	1.024.469,00 €	614.681,40 €	\$ 1.360.155,34	\$ 816.093,20
UNESCO	ΥΠΟΥΡΓΕΙΟ ΕΞΩΤΕΡΙΚΩΝ	669.858,42 €	401.915,05 €	\$ 889.350,00	\$ 533.610,00
UNESCO	ΥΠΟΥΡΓΕΙΟ ΕΞΩΤΕΡΙΚΩΝ	15.689,91 €	9.413,95 €	\$ 20.831,00	\$ 12.498,60
UNESCO	ΥΠΟΥΡΓΕΙΟ ΠΑΙΔΕΙΑΣ ΔΙΑ ΒΙΟΥ ΜΑΘΗΣΗΣ & ΘΡΗΣΚΕΥΜΑΤΩΝ	5.000,00 €	3.000,00 €	\$ 6.638,34	\$ 3.983,01
UNESCO	ΥΠΟΥΡΓΕΙΟ ΠΕΡΙΒΑΛΛΟΝΤΟΣ ΕΝΕΡΓΕΙΑΣ & ΚΑΙΜΑΤΩΝ	2.000,00 €	1.200,00 €	\$ 2.655,34	\$ 1.593,20
<b>UNESCO</b> <b>Αθροισμα</b>		1.717.017,33 €	1.030.210,40 €	\$ 2.279.630,02	\$ 1.367.778,01
UNFCCC	ΥΠΟΥΡΓΕΙΟ ΠΕΡΙΒΑΛΛΟΝΤΟΣ ΕΝΕΡΓΕΙΑΣ & ΚΑΙΜΑΤΩΝ	206.050,00 €	125.690,50 €	\$ 273.566,12	\$ 166.875,33
UNFCCC	ΥΠΟΥΡΓΕΙΟ ΠΕΡΙΒΑΛΛΟΝΤΟΣ ΕΝΕΡΓΕΙΑΣ & ΚΑΙΜΑΤΩΝ	156.533,00 €	95.485,13 €	\$ 207.823,95	\$ 126.772,61
<b>UNFCCC</b> <b>Αθροισμα</b>		362.583,00 €	221.175,63 €	\$ 481.390,07	\$ 293.647,94
UNIDO	ΥΠΟΥΡΓΕΙΟ ΑΝΑΠΤΥΞΗΣ & ΑΝΤΑΓΩΝΙΣΤΙΚΟΤΗΤΑΣ	729.950,00 €	729.950,00 €	\$ 969.131,70	\$ 969.131,70
UNIDO	ΥΠΟΥΡΓΕΙΟ ΑΝΑΠΤΥΞΗΣ & ΑΝΤΑΓΩΝΙΣΤΙΚΟΤΗΤΑΣ	740.576,00 €	740.576,00 €	\$ 983.239,51	\$ 983.239,51
<b>UNIDO</b> <b>Αθροισμα</b>		1.470.526,00 €	1.470.526,00 €	\$ 1.952.371,22	\$ 1.952.371,22
UNIFIL	ΥΠΟΥΡΓΕΙΟ ΕΞΩΤΕΡΙΚΩΝ	4.901.351,84 €	343.094,63 €	\$ 6.507.371,00	\$ 455.515,97
<b>UNIFIL</b> <b>Αθροισμα</b>		4.901.351,84 €	343.094,63 €	\$ 6.507.371,00	\$ 455.515,97
UNMIK	ΥΠΟΥΡΓΕΙΟ ΕΞΩΤΕΡΙΚΩΝ	429.153,02 €	30.040,71 €	\$ 569.773,00	\$ 39.884,11
<b>UNMIK</b> <b>Αθροισμα</b>		429.153,02 €	30.040,71 €	\$ 569.773,00	\$ 39.884,11
UNMIL	ΥΠΟΥΡΓΕΙΟ ΕΞΩΤΕΡΙΚΩΝ	2.233.539,28 €	156.347,75 €	\$ 2.965.400,00	\$ 207.578,00
<b>UNMIL</b> <b>Αθροισμα</b>		2.233.539,28 €	156.347,75 €	\$ 2.965.400,00	\$ 207.578,00
UNMISS	ΥΠΟΥΡΓΕΙΟ ΕΞΩΤΕΡΙΚΩΝ	4.861.697,36 €	340.318,82 €	\$ 6.454.723,00	\$ 451.830,61
<b>UNMISS</b> <b>Αθροισμα</b>		4.861.697,36 €	340.318,82 €	\$ 6.454.723,00	\$ 451.830,61
UNMIT	ΥΠΟΥΡΓΕΙΟ ΕΞΩΤΕΡΙΚΩΝ	1.835.300,60 €	128.471,04 €	\$ 2.436.671,00	\$ 170.566,97
<b>UNMIT</b> <b>Αθροισμα</b>		1.835.300,60 €	128.471,04 €	\$ 2.436.671,00	\$ 170.566,97
UNOCI	ΥΠΟΥΡΓΕΙΟ ΕΞΩΤΕΡΙΚΩΝ	5.081.918,73 €	355.734,31 €	\$ 6.747.104,00	\$ 472.297,28
<b>UNOCI</b> <b>Αθροισμα</b>		5.081.918,73 €	355.734,31 €	\$ 6.747.104,00	\$ 472.297,28
WHO	ΥΠΟΥΡΓΕΙΟ ΥΓΕΙΑΣ & ΚΟΙΝΩΝΙΚΗΣ ΑΛΛΗΛΕΓΓΥΗΣ	3.850.004,40 €	2.926.003,34 €	\$ 5.111.530,00	\$ 3.884.762,80
<b>WHO</b> <b>Αθροισμα</b>		3.850.004,40 €	2.926.003,34 €	\$ 5.111.530,00	\$ 3.884.762,80
WMO	ΥΠΟΥΡΓΕΙΟ ΕΘΝΙΚΗΣ ΑΜΥΝΑΣ	367.636,09 €	14.705,44 €	\$ 488.098,90	\$ 19.523,96
<b>WMO</b> <b>Αθροισμα</b>		367.636,09 €	14.705,44 €	\$ 488.098,90	\$ 19.523,96
WTO	ΥΠΟΥΡΓΕΙΟ ΑΝΑΠΤΥΞΗΣ & ΑΝΤΑΓΩΝΙΣΤΙΚΟΤΗΤΑΣ	748.314,93 €	748.314,93 €	\$ 993.514,24	\$ 993.514,24
<b>WTO</b> <b>Αθροισμα</b>		748.314,93 €	748.314,93 €	\$ 993.514,24	\$ 993.514,24
<b>Γενικό</b> <b>Αθροισμα</b>		185.348.569,24 €	147.213.981,67 €	\$ 246.081.478,02	\$ 195.451.382,99

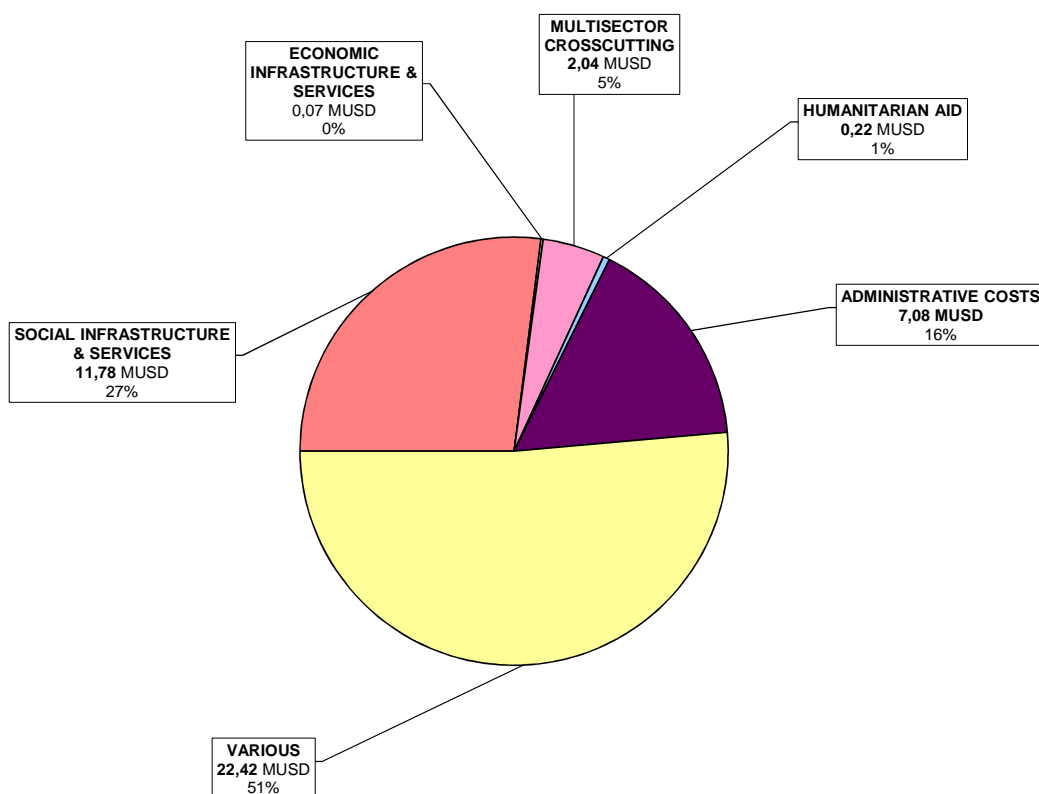
## 8. Graphs

**GRAPH A**  
**BILATERAL ODA GRANTED BY GEOGRAPHICAL REGION**  
**YEAR 2013**

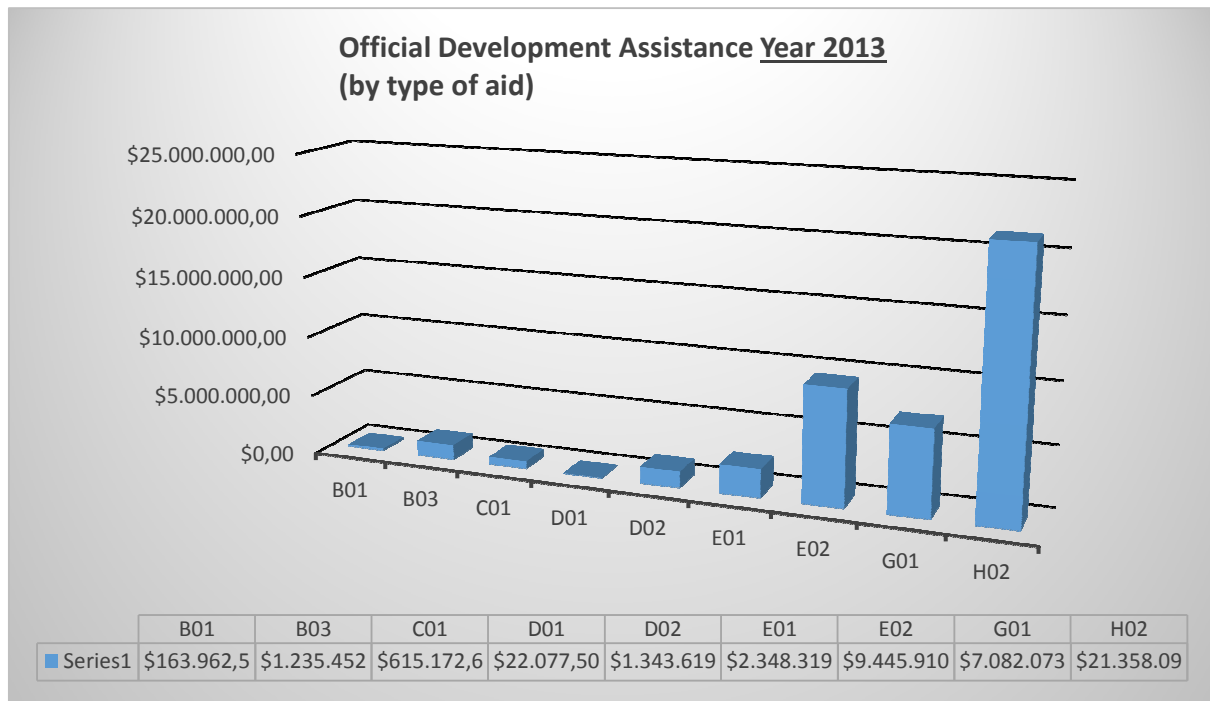


**GRAPH B**

**PERCENTAGE ALLOCATION OF BILATERAL ODA BY SECTOR OF AID  
YEAR 2013**



**GRAPH C**  
 Percentage Allocation of Bilateral ODA by Type  
 [year 2013]

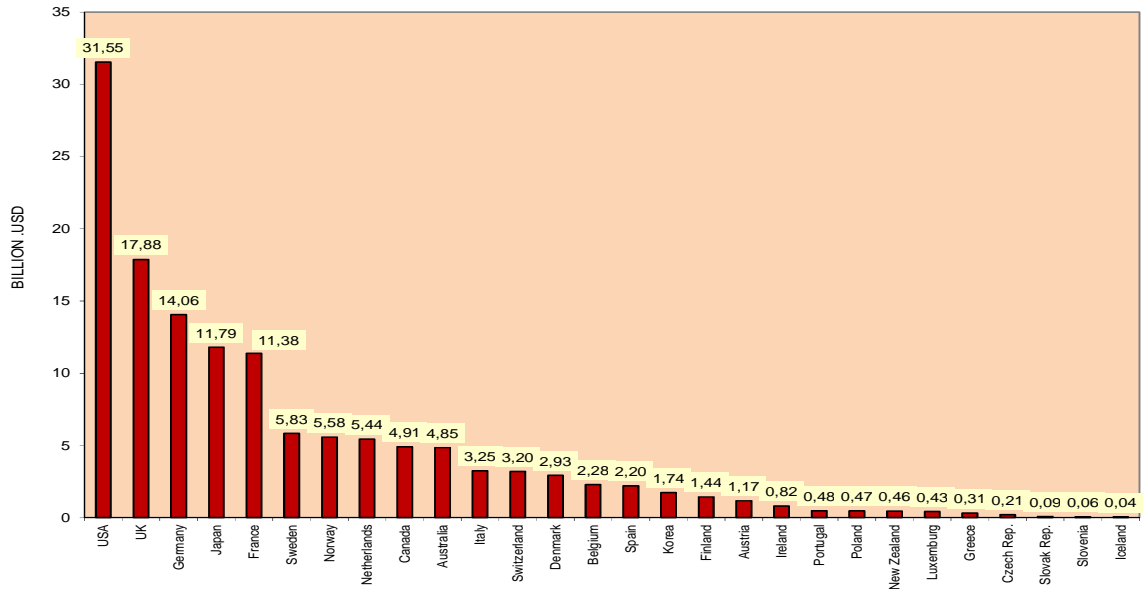


<b>B01</b>	CORE SUPPORT TO NGOS, OTHER PRIVATE BODIES, PPPS AND RESEARCH INSTITUTES (Ramsar Bureau IUCN, annual voluntary contribution to the International Committee of the Red Cross)
<b>B03</b>	CONTRIBUTIONS TO SPECIFIC-PURPOSE PROGRAMMES AND FUNDS MANAGED BY INTERNATIONAL ORGANISATIONS (multilateral, INGO)
<b>C01</b>	PROJECTS
<b>D01</b>	DONOR COUNTRY PERSONNEL
<b>D02</b>	OTHER TECHNICAL ASSISTANCE
<b>E01</b>	SCHOLARSHIPS/TRAINING IN DONOR COUNTRY
<b>E02</b>	IMPUTED STUDENT COSTS
<b>G01</b>	ADMINISTRATIVE COSTS
<b>H02</b>	REFUGEES IN DONOR COUNTRIES

## 9. Annex

Source: OECD/DAC April 2014 (preliminary data)

**OFFICIAL DEVELOPMENT ASSISTANCE (ODA) FROM DAC DONORS (AMOUNTS)**  
**YEAR 2013**



**NET OFFICIAL DEVELOPMENT ASSISTANCE (ODA)**  
**AS A PERCENTAGE OF GROSS NATIONAL INCOME (GNI)**  
**YEAR 2013**

