

**H
E
L
L
E
N
I
C
-
A
I
D**



**HELLENIC REPUBLIC
MINISTRY OF FOREIGN AFFAIRS
HELLENIC INTERNATIONAL DEVELOPMENT CO-OPERATION DEPARTMENT
Y.D.A.S**



**ANNUAL REPORT
OF THE GREEK BILATERAL AND MULTILATERAL
OFFICIAL DEVELOPMENT CO-OPERATION
AND ASSISTANCE
YEAR 2014**



**Athens, GREECE
November 2015**



HELLENIC REPUBLIC
MINISTRY OF FOREIGN AFFAIRS
HELLENIC INTERNATIONAL DEVELOPMENT CO-OPERATION DEPARTMENT
Y.D.A.S



3 Akademias street
GR-106 71 Athens
GREECE
tel.: +30-210-368-2252
fax: +30-210-368-2459
E-mail: hellenicaid@mfa.gr
Websites: <http://www.mfa.gr>, <http://www.hellenicaid.gr>

STATISTICAL DATA
OF
THE GREEK BILATERAL AND MULTILATERAL
OFFICIAL DEVELOPMENT CO-OPERATION
AND ASSISTANCE
YEAR 2014









Table of Contents




















Table of contents	p. 3
1. Official Development Assistance (ODA) – International Flows	p. 4
2. Aggregate Official Development Assistance of Greece	p. 5
3. Bilateral Official Development Assistance of Greece	p. 5
4. Multilateral Official Development Assistance of Greece	p. 6
5. Special Account of Article 18 paragraph 6 of Law 2731/1999	p. 6
6. Table	p. 8

1. Official Development Assistance (ODA) – International Flows










In the year 2014 OECD/DAC member states provided Official Development Assistance - ODA amounting to 135.1 BUSD that is 0.29% (0.30% in 2013) of their combined Gross National Income (GNI). During the last fifteen years ODA has increased by 66% compared to the year 2000, despite recession faced by several donor countries.







The **member states** that provided the bulk of assistance in the form ODA in 2014 were: the United States , the United Kingdom , Germany , France  and Japan , while five countries exceeded the UN target for development assistance that is 0.7% of GNI, namely: Denmark , Luxembourg , Norway , Sweden  and the United Kingdom .

ODA provided by **member-states of the DAC, which are simultaneously EU members** (19 in number) amounted in 2014 to 73.9 BUSD (increase by 1.6% compared to 2013). ODA/GNI ratio was 0.42%. The picture of ODA provision for these countries compared to the previous year (constant prices) was the following:

 Austria (-3.8%),  Belgium (+3.3%),  Czech Republic (+2.5%),  Denmark (+1.6%),  Finland (+12.5%),  France (-9.2%),  Germany (+12.0%),  Greece (+6.3%),  Ireland (-4.5%),  Italy (-2.9%),  Luxembourg (-1.1%),  Netherlands (+1.6%),  Poland (-8.3%),  Portugal (-14.9%),  Slovak Republic (-5.1%),  Slovenia (-0.3%),  Spain (-20.3%),  Sweden (+11.0%) and  United Kingdom (+1.2%).

ODA provided in 2014 by the **28 EU member-states**  amounted to 74.5 BUSD or 0.41% of the combined GNI, while disbursements by EU institutions (European Investment Bank - EIB) to developing countries and International Organizations amounted to 16.1 BUSD (a rise of grants to Sub-Saharan Africa and Least Developed Countries (LDCs).

In 2014 ODA provided by **other member states of the OECD/DAC** (non EU members) compared to the previous year, was as follows:  Australia (-7.2%),  Canada (-10.7%),  Iceland (-3.8%),  Japan (-15.3%),  Republic of Korea (+0.8%),  New Zealand (+6.8%),  Norway (-4.3%),  Switzerland (9,2%) and  the USA (+2.3%).

ODA provided by other countries **non members of the OECD/DAC** in 2014, compared to the previous year was as follows:  Estonia (+19.2%),  Hungary (+24.4%),  Israel (+0,1%),  Latvia (+3.0%),  Turkey (+8.2%) and  the United Arab Emirates (-10.0%).

Aid to **Africa** was reduced by 5.0% reaching 28.0 BUSD Accordingly, bilateral assistance provided to **Sub-Saharan Africa** amounted to 25.0 BUSD, that is a reduction of 5% in real terms compared to 2013. Assistance provided to the group of **Least Developed Countries** (LDCs) decreased by 16.0% in real terms, reaching 25 BUSD (preliminary OECD data).

2. Aggregate Official Development Assistance of Greece

In 2014 total Official Development Assistance of Greece (bilateral and multilateral ODA) amounted to 247.44 MUSD or 186.50 MEURO i.e. 0.11% of Gross National Income (GNI 2014=176,800.00 MEURO or 234,576.09 MUSD according to data from the Ministry of Finance).

3. Bilateral Official Development Assistance of Greece

Total bilateral ODA granted by Greece in 2014 amounted to 46.10 MUSD or 34.75 MEURO.

Categorizations of bilateral aid according to OECD/DAC statistical directives:

Aid allocation by Geographical region:

- Europe: 7.32 MUSD,
- Africa: 3.28 MUSD,
- America: 0.46 MUSD,
- Asia: 5.43 MUSD,
- Oceania: 0.01 MUSD,
- Unallocated: 29.58 MUSD (including, inter alia, aid to refugees in Greece).

Aid allocation by main Recipient Countries:

- Ukraine: 2.35 MUSD,
- Albania: 1.75 MUSD,
- West Bank and Gaza Strip: 1.52 MUSD,
- Democratic Rep. Congo: 0.83 MUSD,
- Syria: 0.80 MUSD,
- Egypt: 0.73 MUSD,
- Iran: 0.68 MUSD,
- Turkey: 0.60 MUSD,
- Moldova: 0.57 MUSD,
- Belarus: 0.44 MUSD and
- Serbia: 0.44 MUSD.

Aid allocation by Type of aid:

- sector budget support: 0.48 MUSD,
- contributions to specific programmes and funds managed by International Organizations: 1.93 MUSD,
- projects: 0.50 MUSD,
- experts and other technical co-operation: 1.46 MUSD,
- scholarships and imputed costs of students from developing countries studying at Greek Universities: 13.17 MUSD,
- refugees in the donor country: 21.29 MUSD.

Aid allocation by Sector of aid:

- Social Infrastructure and Services: 12.52 MUSD
 - Education: 10.92 MUSD,
 - Health: 0.46 MUSD,
 - Water supply and Sanitation: 0.05 MUSD,
 - Government and civil society: 0.65 MUSD,
 - Other social infrastructure and services: 0.45 MUSD,
- Economic Infrastructure and Services: 0.02 MUSD
 - Transport & storage: 0.02 MUSD,
- Crosscutting: 3.75 MUSD,
 - General environmental protection: 0.21 MUSD,
 - Tertiary Scholarships: 3,54 MUSD,
- Humanitarian assistance: 1.15 MUSD,
- Costs of refugees: 21.29 MUSD.

4.


Multilateral Official Development Assistance of Greece

Multilateral ODA is provided by line Ministries which, depending on their subject and competences, provide funds for international development purposes via International Organizations. These Organizations support developing countries, promote human rights and provide assistance in emergency situations.

In 2014 some 81% of total ODA granted by Greece (bilateral and multilateral) was channeled through International Organizations. Total multilateral ODA contributions to International Organizations amounted to 201.34 MUSD or 151.75 MEURO (0.09% of GNI).

Multilateral aid classifications according to OECD/DAC statistical directives:

Total flows granted by Greece to **EU** institutions  for foreign development assistance amounted to 181.23 MUSD or 136.59 MEURO of which 89.05 MEURO accounted for Greece's share to the EU budget for development cooperation, while 47.54 MEURO was the country's contribution to the European Development Fund (EDF).

ODA amounting to 14.43 MUSD was also granted through the **United Nations** system  mainly to UNESCO, UNIDO, UNEP, UNDPKO, UNFCCC, FAO, WHO, WMO, while the amount of 5.68 MUSD was granted to **other International Organizations** to implement development projects, mainly to CIHEAM, ICAC, IOM, ISTA, OIF (Francophonie).

5.

Special Account of Article 18 paragraph 6 of Law 2731/1999

Further to the above document of yours, be informed that, according to data from the Bank of Greece (Doc. of the Bank of Greece AP 767/9.2.2015 and Doc. of the Government Accounting Office AP 2/35609/A0024/3.6.2015) no transaction was made in 2014 in any of the three (3) Accounts kept at the Bank of Greece on behalf of Hellenic Aid. The balances of the Accounts are as follows:

- 2341065503 (Account for the provision of humanitarian assistance to third countries)
Balance: **4,302,924.68 euros.**

-
- 2341133629 (Deposit Account for contributions to provide humanitarian assistance to Palestine)
Balance: **1,119,095.04 euros.**
 - 2341131478 (Account for the provision of humanitarian assistance to Haiti)
Balance: **121,071.08 euros.**

It is also noted that by a Common Ministerial Decision of the Minister of Foreign Affairs and the Deputy Minister of Finance (APF 1000.01/AS 189/20.10.2014, Official Gazette B'/Sheet 3258/4.12.2014) it was decided to **close the special accounts** and transfer their balances to an account of the Greek Government that is held at the Bank of Greece, and the appearance of these balances as revenue of the state budget. According to information sent to us by the Bank of Greece, dated 31.03.2015, **the transfer of balances and closure of the special accounts took place on 04.03.2015.**

6. Table

TABLE 1
TOTAL DEVELOPMENT ASSISTANCE RESOURCE FLOWS
(YEARS 2012-2014)

in MUSD

Form of Aid	2012		2013		2014		2015	2016
Bilateral (ODA)	107,31	0,04 % GNI	43,61	0,02 % GNI	46,10	0,02 % GNI		
Multilateral (ODA)	220,10	0,09 % GNI	195,45	0,08 % GNI	201,34	0,09 % GNI		
TOTAL (a)	327,41	0,13 % GNI	239,07	0,10 % GNI	247,44	0,11 % AEE		
Other Official Flows	0,00		0,00		0,00			
Private Flows	579,20		629,55		-685,07			
NGO Grants	0,68		0,68		0,68			
TOTAL (b)	579,88		629,55		-685,07			
TOTAL (a+b)	907,29		868,61		-437,64			

Notes:

GNI 2012: 250.263,50 MUSD (source: Ministry of Finance)

GNI 2013: 241.484,33 MUSD (source: Ministry of Finance)

GNI 2014: 234.576,09 MUSD (source: Ministry of Finance)